


6 Simple Steps to Successfully Submit Pond Water Samples


Samples are tested for total alkalinity and total hardness.



- 1** Use a 16.9- to 20-ounce plastic bottle with a screw-on lid. No glass.



- 2** Rinse the bottle well.



- 3** Submerge the clean plastic bottle in your pond, and allow all the air to bubble out.




- 4** Replace the cap.

Tip: Fill the sample bottle fully and minimize the amount of dirt and plant matter in the sample. Never submit a weed sample in a water sample.



- 5** Label the sample with your name and phone number, including area code.

NAME
(123) 456-7890



- 6** Package the sample in an appropriate container, such as a box or mail pouch, and mail to your county Extension office.

DEKALB COUNTY EXTENSION OFFICE
ATTN: NORM HALEY, REA
500 GRAND AVE. SW, SUITE 300
FORT PAYNE, AL 35967

www.aces.edu

Client Contact Information

Name:	Date:	County:
Pond address:		
E-mail:	Phone:	
Pond Information		
Pond size (acres):		
Last application of agricultural limestone:		
Comments:		
Do not write in the shaded region below.		

Date samples received:	Number of weed samples received:	Number of water samples received:
Weed samples identified:		

Water samples	Sample #	Total alkalinity	Total hardness