

**ALABAMA STATE 4-H HORSE SHOW**  
**JULY 11-15, 2011**  
**MONTGOMERY, AL**  
**GARRETT COLISEUM COMPLEX**

This document contains the following:

•	Introductory Letter	Page 2
•	Alabama 4-H Code of Conduct/Dress Code	Page 3-6
•	Alabama 4-H Volunteer Leader Guidelines	Page 7
•	Alabama 4-H Helmet/Mount Area Policy	Page 8
•	Horse Show Schedule	Page 9
•	Horse Show Rules	Pages 10-14
•	Hippology Rules	Pages 15
•	Active Educational Class Rules	Pages 16 & 17
•	Passive Educational Class Rules	Pages 17-20
•	Scholars/Quiz Bowl Info	Page 21 & 22
•	Southern Regional 4-H Horse Show Info	Page 23
•	Awards	Page 24
•	Educational Classes Listing	Page 25
•	Horse/Exhibitor Classes Listing	Page 26 & 27
•	Entry Form	Page 28
•	Class Sponsorship Form	Page 29
•	Public Speaking Scoresheet	Page 30
•	Individual Presentation Scoresheet	Page 31
•	Team Presentation Scoresheet	Page 32
•	Artwork Scoresheet	Page 33
•	Artistic Expressions Scoresheet	Page 34
•	Creative Writing Scoresheet	Page 35
•	Model Horse Scene Scoresheet	Page 36
•	Photography Scoresheet	Page 37
•	Altered Photography Scoresheet	Page 38
•	Consumer Choices Scoresheet	Page 39
•	Drill Team Scoresheet	Page 40
•	Horse Show Class Descriptions	Pages 41-52
•	Drill Team Class Description	Page 53

Dear 4-H member:

Thank you for your interest in the Alabama 4-H Horse/Equine Program. This document contains information about the 2011 Alabama State 4-H Horse Show, July 11-15, in Montgomery. There are **NO** major changes being incorporated into the 2011 Show. The schedule is five days, Monday to Friday. The helmet policy, i.e., all mounted riders must wear an approved ASTM/SEI helmet will be enforced. This includes all mounted pictures taken at the picture backdrop, or anywhere else on the Garrett Coliseum Complex. Just so there is no misunderstanding, this policy also applies to all Alabama 4-H members representing Alabama at the Southern Regional 4-H Horse Championships, in Tunica, MS (even though this is not a Southern Regional policy, it is an Alabama policy). Your cooperation with this safe and healthy life-style policy is greatly appreciated.

The objective of the Alabama 4-H Horse program is to utilize equine animals and the equine industry as a means of introducing Alabama 4-H members to the knowledge, management, care, exhibition and training of equine and to the development of life-skills necessary to be contributing members of society. This program is designed to provide the 4-H member with hands-on learning experiences and, as such, adults and volunteer leaders are encouraged to be involved as leaders and mentors. This is a 4-H Horse project; the 4-H member is required to work with the animal at the 4-H Horse Show. Parents and professional trainers are encouraged to abide by this policy and refrain from riding, training and grooming of 4-H member's animal while at the 2011 Alabama State 4-H Horse Show. Safety should be practiced at all times. 4-H members are encouraged to wear protective helmets and close-toed footwear at all times while working with their animal during the Alabama State 4-H Horse Show and to respect property and horses of other 4-H members.

It is our desire to make the 2011 Show an educational, safe and fun time for all participants and spectators. The entry fee for each class (involving an equine animal) is \$10. There are a few other changes, so please read this document thoroughly.

The rules, regulations, other information and an entry form for the 2011 Alabama State 4-H Horse Show follow. The one page entry form includes space to enter all classes (including the educational classes), the liability waiver and the lease agreement, if applicable. Signed and completed entry forms, all fees and a copy of the current Coggins test that will not expire before July 20, 2011 are due in the office of Bob Ebert, 111B Upchurch Hall, Auburn University, AL 36849-5625; email, ebertra@auburn.edu; and phone, 334-844-1563 by June 1, 2011. FAXED OR ELECTRONIC ENTRIES WILL NOT BE ACCEPTED!! Copy this form as needed.

Please submit the following by June 1, 2011:

- A completed and signed Form agreeing to abide by the "Alabama 4-H Horse Activity Helmet and Mount Area Policy," and the Alabama 4-H Code of Conduct
- A completed and signed State 4-H Horse Show Entry Form
- Applicable Entry fees
- Stall fees or Ground Fees (For day users who do not request a stall)
- Copy of the current Coggins Test (**with expiration date after July 20, 2011**) of the animal(s) entered
- Creative Writing Entries, (Classes 16 & 17)

Other note-worthy items of interest include:

- QUIZ BOWL competition has been moved to TUESDAY, JULY 12, starting a 6PM.
- Stall Fee has been increased to \$40
- NO dogs/pets will be allowed on the grounds (please leave them at home)
- NO ATVs or other personal transportation devices will be allowed on the grounds
- NO illegal drugs or alcoholic beverages will be allowed on the grounds
- Schooling over jumps will occur Tuesday morning, starting at 8AM
- The Registration Office (Crawford Arena) will keep posted hours only
- Any 4-H member (whether they own a horse or not) is eligible to compete and should be encourage to participate in the Educational classes
- A class sponsorship form is included. Each county with 4-H members participating in the show should obtain ONE or more class sponsorships. This is intended as an activity to encourage 4-H members to develop leadership skills as well as an interest in locally owned equine industry-related businesses.

# ALABAMA 4-H CODE OF CONDUCT



**Behavior Standards:** All rules governing conduct during 4-H activities will be discussed with agents, volunteers, and 4-H members. This signed Code of Conduct is valid for one year from the signature date. It applies to all activities coordinated through 4-H including local, county, district, state and national activities.

**Consequences of Misbehavior:** Anyone observing a breach in the *Code of Conduct* should report the misbehavior to the event coordinator or the leader of the county or regional delegation. Anyone accused of misbehaving may discuss their actions with leaders in charge of the activity and may request a Review Board. The event coordinator may also convene a Review Board to review charges and recommend action. \*A Review Board will consist of one Extension staff member, two volunteers and three 4-H members. The Extension staff member coordinating the event will serve as chairperson. \*\*Disciplinary action is confidential and may only be discussed with those involved, their parents/guardians and Extension leaders who are directly involved.

If the 4-H member is found in violation of the actions listed below and receives disciplinary action issued through the review process, his or her parents/guardians will be notified, the 4-H member may be sent home at the parents' expense and may be suspended from participation of 4-H events for a period of no more than 6 months

- Breaking curfew or disturbing the peace
- Unexcused absences from the activities of an event
- Unauthorized use of vehicles during the event
- Reckless behavior
- Use of foul or offensive language
- Possession or use of tobacco, alcohol or illegal drugs or remaining in the presence of those using them
- Breach of the 4-H Code of Conduct
- Boys being in girls' rooms and girls being in boys' rooms
- Possession or use of illegal drugs or alcoholic beverages
- Theft, misuse or abuse of public or personal property
- Sexual misconduct
- Possession of weapons including knives or fireworks
- Unauthorized absence from the premise of the event
- Assault or personal harm

If the accused is found in violation of the items below, his/her parents/guardians will be notified. The 4-H member may be sent home at the parents' expense and suspended from 4-H events for a period of no more than 12 months.

In extraordinary cases, the 4-H review board may recommend suspension exceeding that listed. If a 4-H member wishes to appeal the decision of the board, the 4-H member must appeal in writing through his or her local County Extension office. Appeals must be filed within 10 days of notification of the disciplinary action. The appeal is sent to the County Coordinator of the 4-H member and the State 4-H Leader. If the local and state 4-H staff cannot resolve the matter, an appeal board will meet within 30 days of the 4-H member's request. The appeal board will consist of one Extension staff member, two volunteers and three 4-H members. Following any disciplinary action, the person coordinating the activity must provide written notification concerning the action to the 4-H member's parent/guardian, county Extension staff and the State 4-H Program leader.

\*A review board member may not be a parent, guardian, or agent of the accused 4-H member.

\*\* All review board members must keep all review board proceedings confidential.

- I will attend all sessions of planned programs and will exhibit good character and behavior, such as trustworthiness, responsibility, respect caring, citizenship and fairness.
- I will be responsible to the reasonable requests of leaders and comply with the need for personal safety.
- I will dress appropriately, use appropriate language and value the rights of others.
- I will not use alcohol, drugs or tobacco nor remain in the presence of anyone using them.
- I will not behave recklessly, engage in sexual misconduct, assault, threaten or harm another person nor abuse public or private property.
- I recognize that boys are not allowed in girls' room and girls' are not allowed in boys' room except in rare cases when directly and fully supervised by adult chaperones.
- When I have access to computers at ACES facilities, I will use the computer for educational purposes and will not access inappropriate websites.
- I recognize that these guidelines are not "all inclusive" and that the Alabama Cooperative Extension System may make adjustments to these policies.



## Alabama 4-H Dress Code

### Alabama 4-H Dress Code

Responsibility for grooming and the appearance of each 4-H participant rests with the individual 4-H member, parents, volunteers, and Extension staff. It is the philosophy of the Alabama 4-H & Youth Development Program that proper dress and good grooming contribute to good citizenship.

It is the Alabama 4-H & Youth Development Program's responsibility to ensure that participants' appearance does not jeopardize individual health and safety, nor that of others, and does not interfere or create disruptions during 4-H activities and events. To ensure that health standards, safety conditions, and proper educational process are maintained, the following grooming guidelines apply to all state 4-H activities and events:

- Clothes are clean and in good repair, free of holes, tears, or slashes.
- Clothes are free from violent or drug-related material, sexual content or anything that alludes to violations of the 4-H Code of Conduct.
- Cover-ups are worn with swimsuits when not participating in water activities or sunbathing. Revealing suits will not be tolerated.
- All items designated as underwear are kept under cover.
- No tops that expose undergarments.
- No pants or shorts that expose undergarments.
- Hats, hoods, caps, and visors need to be removed for meetings, workshops, meals, flag-raising, pledges and when asked.
- Shoes must be worn at all times except at the pool.
- Closed-toed shoes are required at all times for livestock and equine events.

4-H Members should dress appropriately for the occasion. It is the responsibility of all 4-H Youth, Volunteers, and paid staff to hold 4-H Members accountable for appropriate dress. The following dress guidelines will be used and published in 4-H informational communications like meeting agendas and programs.

**C** – *casual*, examples: shorts, tee shirts, sandals, flip flops, jeans, and athletic shoes.

**BC** – *business casual*, examples: khaki slacks/skirts, button-down shirts/blouses, polo shirts/blouses, leather type shoes/boots.

**D** – *dress*, examples: shirt and tie for young men with a blazer or suit coat preferable or dress khaki slacks with socks and dress shoes/boots. Dressy dress or pantsuit for young ladies.

When a program or event requires “party attire” 4-Hers are reminded that clothes should reflect the Alabama 4-H Dress Code.

These are general guidelines that should be observed at all state 4-H activities and events. Other guidelines for specific events may be issued if warranted.



Issued in furtherance of Cooperative Extension work in agriculture and home economics, Acts of May 8 and June 30, 1914, and other related acts, in cooperation with the U.S. Department of Agriculture. The Alabama Cooperative Extension System (Alabama A&M University and Auburn University) offers educational programs, materials, and equal opportunity employment to all people without regard to race, color, national origin, religion, sex, age, veteran status, or disability.



## Suits, Safety and Suitability: The Alabama 4-H Clothing Philosophy

Clothing choices are crucial aspects of Belonging, Independence, Generosity and Mastery. The most important purpose of the Dress Code is to ensure that young people dress safely. Although we can sometimes provide “teachable moments,” kids whose clothing may seem most extreme are often the ones who need 4-H the most.

**Belonging:** Nothing expresses group identity like what you wear. For example, religious identity is sometimes demonstrated by the length of a girl’s skirt or by an hijab, an Islamic head scarf. Cowboy boots or saggy pants may mark your group identity, and black clothes suggest that you want to be a rebel like Johnny Cash or a rebel like modern Goths. 4-H kids don’t think alike and often don’t dress alike, so we need to be prepared for diversity in fashion.

We should encourage young people to identify with 4-H. Clubs can develop opportunities to wear 4-H club t-shirts. Youth will also find it appropriate to “dress like you are in 4-H.” That is widely perceived to be neat and clean in appearance and to not be disruptive to the over-all educational experience.

**Independence:** It’s natural that young people push boundaries, developing their own personal identity. Clothing is the megaphone they use to say: “This is who I am.” And each generation is challenged by the generation behind it, a battle that no group of adults has ever won.

As young people develop independence, it is also important that they learn respect for others. Clothing choices should respect other participants and the 4-H institution. For example, social propriety indicates that it is not respectful for boys to wear hats during the Pledge of Allegiance.

**Generosity:** Acceptance and tolerance identify a generous spirit. Clothing choices are not always simple. There may be economic factors at work in a child’s clothing choices; perhaps a child has no guidance on propriety; or perhaps a plea for attention reflects larger personal issues. As with everything else in 4-H, kindness and compassion should be the basis for all interactions. Direction can easily be given without embarrassing or hurting a child.

**Mastery:** Learning to dress appropriately is an art to be mastered. Babies are not born knowing that they should dress differently for a job interview and a swim party; it’s something that is learned. 4-H may teach clothing propriety just as easily as we teach public speaking or pet care. Any group can discuss “What should we wear to the Senior Citizens’ Center?” or “What should we wear to 4-H club meetings?” And remember: rules and guidelines always work better when young people are involved in developing them.

-----

**Safety:** Young people’s clothing choices should not jeopardize their health or safety. Examples would be the specific rules for safety around livestock or for learning to select appropriate clothing for an outdoor hike or when working around an open flame.



Issued in furtherance of Cooperative Extensionwork in agriculture and home economics, Acts of May 8 and June 30, 1914, and other related acts, in cooperation with the U.S. Department of Agriculture. The Alabama Cooperative Extension System (Alabama A&M University and Auburn University) offers educational programs, materials, and equal opportunity employment to all people without regard to race, color, national origin, religion, sex, age, veteran status, or disability.

## **Alabama 4-H Volunteer Leader Behavioral Guidelines**

These guidelines are a reminder of the way our volunteers need to act, as worthy models of what adults should be. A copy of these guidelines should be retained by the applicant for future reference.

- Work cooperatively with youth, families, Alabama Cooperative Extension System staff, community members, and others in a courteous, respectful manner, demonstrating behaviors appropriate for a positive role model.
- Represent Extension and the Alabama 4-H Youth Development Program with pride and dignity, behave appropriately, exhibit good sportsmanship, and demonstrate reasonable conflict management skills.
- Respect, adhere to, and enforce the Alabama 4-H Code of Conduct as well as other rules, policies, and guidelines established by Extension and event coordinators, including state laws and regulations.
- Recognize that foul language or obscenity, verbal abuse, humiliation, physical abuse, bullying, or criminal acts will not be tolerated and are grounds for termination as a 4-H volunteer. Abusive behavior towards 4-H members or other adults, including failure to provide adequate health and safety measures and care or supervision, will not be tolerated.
- Comply with equal opportunity and anti-discrimination policy and governmental laws. Make all reasonable efforts to assure that 4-H youth programs are accessible to youth without regard to race, color, national origin, gender, religion, age, or disability. These are the law and they are also a requirement for 4-H.
- Be a role model in respecting other's property and providing appropriate and ethical animal care.
- Strive for a minimum of two adults at any activity involving 4-H youth. An adult should never be left alone with a single child unless the leader is the parent or guardian of that child.
- Under no circumstances, condone the use of or personally consume alcoholic beverages or illegal drugs at 4-H events. Understand that the use of or being under the influence of alcohol or illegal drugs while in the presence of 4-H members or at 4-H programs or activities will result in termination as a 4-H volunteer.
- Operate vehicles and other equipment in a safe and responsible manner when working with youth and adults participating in 4-H programs.
- Accept responsibility for promoting, conducting, and supporting 4-H programs to develop an effective local, county, regional, and state program.
- Recognize the following behaviors as inappropriate in the presence of 4-H club members during any 4-H activity:
  - Consumption of alcohol
  - Promotion of religious or political preferences
  - Theft, pilfering, or fraud
  - Use of tobacco products outside of designated areas
  - Sexual advances or sexual activities involving 4-H youth
  - Willful damaging of property
  - Permitting passengers to ride in motor vehicles without seatbelts
  - Permitting youth or adults to ride in the back of trucks
  - Behaviors that are illegal under Alabama or federal law
  - Overnight chaperons will not, under any circumstance, discipline children by use of physical punishment or by failing to provide the necessities of care, such as food and shelter.

**Alabama 4-H Horse Activity  
Helmet and Mount Area Policy**

**Helmets:**

All participants in 4-H horse activities in Alabama will be required to wear American Society for Testing and Materials/Safety Equipment Institute (ASTM/SEI) approved protective headgear with secured harness while mounted.

It is the full responsibility of riders and parents or guardians of riders to ensure that the headgear worn complies with ASTM/SEI standards, carries the proper seals and is properly fitted and in good condition. The Alabama 4-H program, Alabama Cooperative Extension System, Extension personnel, volunteers, show committees, officials and judges are not responsible for checking headgear for compliance with ASTM/SEI standards.

A helmet must be worn by riders when mounted at all times at all 4-H events or when representing 4-H or a 4-H Club, with no exceptions. Examples of 4-H events include, but are not limited to, county workshops, 4-H open horse shows, practices, open rides, trail rides, drill teams, fairs and parades. This policy includes the Southern Regional 4-H Horse Show Championships, regardless of hosting state. A helmet must be worn every time, every ride.

**The helmet policy applies to all 4-H members.**

At any 4-H equestrian activity, the official activity manager (show manager, clinic organizer, club leader) may, at his/her discretion, check a participant's equestrian helmet for proper standards. If the participant is found to be wearing an unapproved, defective or improperly fitted helmet, he/she will not be permitted to participate in any mounted activity until a proper helmet is acquired.

Failure to comply with the helmet policy may result in disqualification from the activity. Repeated offenses may result in disqualification from all 4-H horse activities, including local, regional, and state horse shows.

**Failure of a volunteer to properly enforce the helmet policy may result in loss of leadership status.**

**Mount Areas:**

Riders may only be mounted in designated mount areas at the Alabama State 4-H Horse Show. Mounted riders will not be permitted on asphalt or concrete surfaces unless they are clearly marked as a designated mount area.

\*\*\*\*\*

- ♣ I have read the Alabama 4-H Horse Activity Helmet Policy and Mount Area Policy and understand its requirements. I have been given an opportunity to ask any questions I may have and voluntarily agree to adhere to its requirements wherever/whenever I represent Alabama 4-H.
  
- ♣ I have read the Alabama 4-H Code of Conduct and agree to abide by it.

**Complete and submit with Entry Form by June 1, 2011!!**

\_\_\_\_\_/\_\_\_\_\_  
Signature of 4-H member                      Date                      Signature of Parent or Guardian                      Date

\_\_\_\_\_  
County of 4-H Membership

## SCHEDULE

### MONDAY, JULY 11, 2011

- 9:00 AM Hippology Registration (Teague Arena), Classes 1 & 2  
9:30 AM Hippology (Classes 1 & 2) Begins  
**12-7 PM REGISTRATION OFFICE OPEN (Crawford Arena)**  
2:30 PM Judging Contest Registration, (Crawford Arena) Classes 3 & 4  
3 PM Judging Contest (Classes 3 & 4) Begins  
Oral Reasons & Critique of classes (Coliseum)  
7 PM Announce Winners of Hippology and Judging Contests (Coliseum)  
10 PM Lights Out (Crawford Arena)

### TUESDAY, JULY 12, 2011

- 7:30 AM-4:30 PM REGISTRATION OFFICE OPEN (Crawford Arena)**  
8 AM Schooling for Classes 31-37  
10AM Jumping & Hunt Seat Trail Classes 31-39  
6-6:30 PM Registration for County Quiz Bowl, Classes 5 & 6, (Kiwanis Room, Coliseum)  
10 PM Lights out (Crawford Arena)

### WEDNESDAY, JULY 13, 2011

- 7:30 AM-5 PM REGISTRATION OFFICE OPEN (Crawford Arena)**  
8 AM Saddle Horse & Hunt Seat Classes (Classes 40 to 60)  
Southern Regional Meeting, immediately after conclusion of Class 60  
9AM-5 PM Set-up Passive Educational Classes 12 to 29, (Teague Arena)  
5-5:45 PM Registration for Classes 7 to 11 (Coliseum)  
6 PM Classes 7-11 (Coliseum)  
Southern Regional Meeting, at conclusion of Competition  
10 PM Lights out (Crawford Arena)

### THURSDAY, JULY 14, 2011

- 7 AM-4 PM REGISTRATION OFFICE OPEN (Crawford Arena)**  
8 AM Timed Events, Classes 62 to 69  
Western Performance Classes 70 to 73  
8:30 AM Passive Educational Classes 12 to 29, in Place (Teague Arena)  
9 AM Dressage, Class 61 (Outside ring) [2011 Training Level Test 3]  
4-6 PM Classes 12 to 29 Removal (Teague Arena)  
Announce High Point Buckle Winners  
(Educational, Hunt Seat, Saddle Horse, & Timed Events)  
Southern Regional Meeting  
Drill Team schooling (Immediately after Regional Meeting)  
8 PM Social, (Teague Arena)  
10 PM Lights Out (Crawford Arena)

### FRIDAY, JULY 15, 2011

- 7:30 AM REGISTRATION OFFICE OPEN (Crawford Arena)**  
8 AM Stock-Type Halter/Western Performance Classes 74 to 87  
1 PM Drill Team Competition, Classes 88 & 89  
Announce High Point Buckle Winners (Western)  
Southern Regional Meeting

(Times are subject to modification to accommodate unforeseen circumstances and in all cases the ongoing event will be concluded before the start of another event.)

# ALABAMA STATE 4-H HORSE SHOW

## **RULES AND REGULATIONS**

1. **ELIGIBILITY:** Competition is open to active members of a chartered Alabama 4-H club that has regularly scheduled, planned, experiential educational meetings. Alabama 4-H provides for 10 years of 4-H Club membership for youth ages 9 through 18. To be eligible for competition at events held between August 2010 and July 2011, requiring 4-H membership, the exhibitor must be 9 years old prior to January 1, 2011, i.e., and born in the years of 1992 to 2001. Junior Division 4-H members are between 9 years and 13 years old on January 1, 2011, born between January 1, 1997 and December 31, 2001. Senior Division 4-H members are defined as 4-H members who are 14 years old or older on January 1, 2011, born between January 1, 1992 and December 31, 1996.
2. **INDIVIDUALS WITH SPECIAL NEEDS:** 4-H members with "Special Needs" are requested to provide documentation to Bob Ebert by JUNE 1, 2011 at 111B Upchurch Hall, Auburn University, AL 36849-5625; email, ebertra@auburn.edu; phone 334-844-1563 or fax 334-844-1519. Evaluation of requests will then be acted upon in an appropriate fashion.
3. **OWNERSHIP/LEASE AGREEMENTS:** Ownership of the equine project animal(s) must be by the 4-H member or an immediate family member, which includes siblings, parents/guardians or grandparents. In all cases the ownership/lease deadline is **June 1, 2011**. However, the Alabama 4-H Equine Program accepts a lease agreement, with a non-family member, which must be established by **June 1, 2011**. In either case, the 4-H member is expected to be the primary caretaker and trainer of the animal. Joint ownership or joint leasing of an equine by siblings is allowed with the understanding that **no animal may be shown more than once in any given class**. However, in NO case, may a horse being shared/leased by non-siblings be eligible for the 4-H Southern Regional except in the first class the horse/rider qualifies in.
4. **NATIONAL PREMISE ID:** A National Premise ID number will be REQUIRED for eligibility to show at 2011 Alabama State 4-H Horse Show. Forms can be obtained from the Alabama Department of Agriculture and Industries; [http://www.agi.alabama.gov/premises-id\\_forms](http://www.agi.alabama.gov/premises-id_forms).
5. **ENTRY DEADLINE:** A completed and signed "Alabama 4-H Horse Activity Helmet and Mount Area Policy" form, a completed and signed entry form, stall and/or grounds fees and a copy of the current Coggins test (which will not expire before July 20, 2011) must be mailed to Bob Ebert by JUNE 1, 2011 at 111B Upchurch Hall, Auburn University, AL 36849-5625; email, ebertra@auburn.edu; phone 334-844-1563. Late Entries will NOT be accepted. **NO FAXED OR ELECTRONIC ENTRIES WILL BE ACCEPTED!!**
6. **ENTRY FEES:** A fee of \$10 for each class (Classes 31 to 89) entered will be charged. Fees are payable with completed and signed entry form. There is NO entry fee for Educational classes (Classes 1-29). **NO FAXED OR ELECTRONIC ENTRIES WILL BE ACCEPTED!!**
7. **NUMBER ELIGIBLE FOR ENTRY:** Each exhibitor is allowed to exhibit only one entry per class, regardless of number of entries made. A 4-H member may exhibit in only **ONE** Halter or Conformation class, **per horse** and exhibit in only **ONE** Showmanship class **per horse**.
8. **STALLS FEES:** Each stall (including tack stalls), regardless of length of time used, costs \$40.00. Stall fees must be paid with entry fees. County stall assignments will be posted on a master sheet at the registration office. Exhibitors, whose horses are used in the JUDGING CONTEST on Monday, July 11, regardless of the number of classes the horse is used in, will be refunded \$25.00 of their entry fees.
9. **GROUNDS FEES:** Each equine brought onto the Garrett Coliseum Complex for competition that does not use or require a stall will be assessed a Grounds Fee of \$20. Payable with entry by June 1, 2011.
10. **COGGINS TEST:** The original official certificate (**with expiration date after July 20, 2011**) showing a negative Coggins Test is required on all equine that come onto the Garrett Coliseum Complex during the Alabama State 4-H Horse Show. This test must have been conducted within the **previous 365 days** of the date of being on the Garrett Coliseum Complex for the 2011 Alabama State 4-H Horse Show. The **original certificate must be presented** at the show. Coggins Tests papers MUST be examined and animal inspected before Exhibitor Numbers will be handed out. The animal's show name and/or "nickname" as indicated on the Entry Form and the name on the Coggins certificate must match. A copy of the Coggins Test MUST be sent with the completed Entry by June 1, 2011.

11. **SUBSTITUTIONS:** Substitutions of animals or entries are **NOT ALLOWED**. As stated in the objectives of this program, it is the desire of all the Alabama 4-H Animal Science/Equine programs that youth work with their animals for an appropriate time before showing or exhibiting in 4-H competition.
12. **ARRIVAL & DEPARTURE TIMES:** The Garrett Coliseum grounds will open for 4-H competitors and equine at 1 PM on Sunday, July 10, 2011. Earlier arrivals **MUST** be arranged for in advance!!! Competitors and equine must vacate the Garrett Coliseum Complex by 6 PM, Friday, July 15, 2011.
13. **STALL ASSIGNMENTS:** Stall assignments will be by county. Grouping of counties **MUST** be requested in writing by all involved counties. Any other arrangements desired must be made in writing (by ALL involved 4-H members) by June 1, 2011.
14. **STALL CARDS:** A stall card identifying the animal, the owner, the temporary residence in Montgomery with phone number or cell phone number should be posted on each animal's stall during the show. Free stall cards are available at the registration office. This information should be made available upon arrival at the Garrett Coliseum Complex.
15. **BEDDING:** Exhibitors must furnish their own bedding. Wood shavings are the only bedding allowed.
16. **FEE REFUND POLICY:** Refunds will be considered under the following policy:
  - Appropriate documentation provided by a physician in the event of injury to the 4-H member.
  - Appropriate documentation provided by a veterinarian in the event of injury to the horse.
  - If requested in writing prior to 1 PM, Thursday, July 7, 2011, full refunds will be made.
  - If requested after 1 PM Thursday, July 7, 2011, partial refunds will be considered.
  - After 1 PM Thursday, July 7, 2011, NO stall refunds will be considered.
  - In no case will requests will be honored for individual class refunds during the show,
17. **CANCELLATION OF CLASSES OR OTHER ISSUES AFFECTING THE SHOW:** Show management reserves the right to make adjustments to the schedule, procedures, and protocols and to make cancellations as deemed necessary or appropriate.
18. **ACCIDENT INSURANCE:** Accident Insurance for all 4-H members participating in the State 4-H Horse Show will be the responsibility of the State 4-H Office.
19. **EMERGENCY MEDICAL TREATMENT:** An EMT will be on the grounds (during competition) for the duration of the 2011 Alabama State 4-H Horse Show.
20. **LIABILITY:** The Liability Release Statement, which is part of the Entry form, must be completed accurately.
21. **JUDGE'S AUTHORITY:** The judge's decision is final in all cases affecting the merits of the equine and/or the equine/rider combination. The judge has the authority to require the removal or alteration of any piece of equipment or clothing that, in the judge's opinion, would give an animal or rider an unfair advantage. Individual workouts in any class will be at the discretion of the judge.
22. **DRESSAGE:** Dressage (Class 61) will be conducted under USEF rules. 2011 Training Level Test 3 will be used.
23. **WALK/TROT CLASSES:** Classes 55 and 73 are Walk/Trot classes. These classes are for Junior 4-H members only. This is a **beginner rider class** for the 4-H member. Neither horse nor rider are eligible to compete in any other riding class.
24. **STALLIONS:** Stallions are NOT eligible for exhibition in the Alabama State 4-H Horse Show.
25. **PONIES:** Equine measuring 58" (14.2 hands) or less are classified as Ponies at the Alabama State 4-H Horse Show. Ponies entered in any Pleasure Class will be measured at time of checking Coggins test papers and before Exhibitor Numbers will be handed out. Large Ponies (at least 52" or 13 hands) are eligible for all classes and must show either as a "regular" Pleasure horse (Classes 50, 52, 57, 58, 83, 84) or Pony Pleasure (Classes 49, 56 or 82), but may NOT show as both. Small ponies (less than 52" or 13 hands) are eligible for all classes except the "regular" horse Pleasure Classes (Classes 50, 52, 57, 58, 83, 84) and Working Hunter, (Class 36). If the 4-H member rides a small pony (less than 52" or 13 hands) and chooses to enter a Pleasure Class, the member **MUST** compete in the appropriate Pony Performance Class, (Classes 49, 56 or 82). Ponies entered in Class 35 (Pony Working Hunter) may not enter Class 36 (Working Hunter).
26. **BUILT-UP SHOES:** The use of built-up shoes is not permitted, except in the Saddle Horse Classes (Classes 40-42 and 49-54). Therapeutic pads are permitted when accompanied by a veterinarian's statement.
27. **BOOTS:** Bell boots are permitted in timed events, open jumping and Drill Team competition. Splint boots or galloping boots are allowed in reining, western riding, open jumping, timed events and Drill Team competition. Boots are NOT allowed in any other classes. Leg wraps or Polo wraps are not allowed in any class.
28. **JUMPS:** Jumps used in the Hunter Hack (Class 31 & 32) will be 2 feet. The jumps used in the Equitation Over Fences (Class 33 & 34) and Pony Working Hunter (Class 35) will not exceed 2½ feet in height. Working Hunter (Class 36) will not exceed 3 feet in height. Jumps used in Open Jumping (Class 37) may exceed 3 feet in height.

29. JUMP SCHOOLING: An opportunity to school over jumps will be provided on Tuesday, July 12 beginning at 8 AM. Schooling sessions will be by assigned times only. Five 4-H members, at a time, will be allowed to school for seven minutes. **The 4-H member must be wearing a helmet, appropriate footwear, and an exhibitor number to gain entrance into the arena for schooling.** Ponies will be grouped into the same schooling session.
30. DRILL TEAM SCHOOLING: An opportunity for Drill Teams schooling will be provided on Thursday, July 14 at the conclusion of the Southern Regional meeting. Schooling sessions will be by assigned times only. A complete drill team will be allowed ONE schooling session and will be allowed to school for a maximum of 25 (twenty five) minutes. **The 4-H member must be wearing a helmet, appropriate footwear, and an exhibitor number to gain entrance into the arena for schooling.**
31. STARTING LINE: Performance and Timed Event entrants must report to the starting line within **one minute** of the time they are first called. Timed events contestants will be allowed to enter the holding pen or box on foot or on horseback, and may have assistance on foot or on horseback in the holding pen or box. The assistant must not cross the arena gate for the time to be allowed. No assistance can be given in the arena. Only the judge, ring steward, and timekeepers may be allowed in the arena. Gates will be closed after equine/rider combination enters the arena. Timed Events riders will begin at a defined starting point and will run to a closed gate after completion of pattern.
32. Paddock Area: No one will be allowed in the Paddock Area except Paddock Committee Members and participating 4-H members.
33. PROTESTS: Protests must be submitted to the announcer or manager of the show. Protests must be submitted in writing by the 4-H member filing the protest and accompanied by \$50 cash. The exhibitor or animal and the reason for the protest being filed must be designated. Protests will not be accepted unless they are made prior to the official results being announced. Protests will be made with the understanding that the protester's name will be made public, and if the Rules Committee does not uphold the protest, the \$50 cash will become the property of the State Show. If the protest is valid, the \$50 cash will be returned to the 4-H member filing the protest.
34. NON-ENTERED EQUINE: **ALL** non-entered equine must pay a Stall fee of \$50 and must be identified with show management, prior to unloading, and must be marked in a manner that makes them readily identifiable as a non-4-H Horse Show entry. This identifying character must be either a mark by a livestock marking stick/paint or a commonly used livestock "backtag." All non-entered equine are required to have a current Negative Coggins Test.
35. DRUGS: Chemical stimulants, depressants, and caustic agents are prohibited and can result in disqualification. All equine are subject to testing. Exhibitor of an animal testing positive will be ineligible the following year.
36. INHUMANE TREATMENT: No person shall exhibit any equine that appears to be sullen, dull, lethargic, emaciated, drawn, or overly tired. No person on show grounds, including but not limited to barns, stalls, practice area and show arena, may treat a animal in an inhumane manner, which includes, but is not limited to:
  - A. Placing an object in an animal's mouth so as to cause undue discomfort or distress.
  - B. Tying an animal in a manner as to cause undue discomfort or distress in a stall, trailer or when lunging or riding.
  - C. Letting blood from an equine.
  - D. Use of inhumane training techniques or methods.
  - E. Use of inhumane equipment, including but not limited to sawtooth bits, hock hobbles, tack collars, tack hackamores, wire head stall or wire curb straps.
  - F. Any item or appliance that restricts movement or circulation of the tail.
  - G. Intentional inhumane treatment which results in bleeding.
37. RULES COMMITTEE: Situations not covered by Alabama 4-H Horse Show Rules will be ruled on by the Rules Committee.
38. PHOTOGRAPHS: A professional show photographer will take photographs of each class winner, high point winners and educational contest winners. The Alabama Cooperative Extension System will assist in enhancing the publicity of the 2011 Alabama State 4-H Horse Show. Winners of classes supported by an outside sponsor may have their winner's photograph taken with the sponsor, if the sponsor desires. **HELMETS MUST BE IN-PLACE FOR ALL MOUNTED PICTURES.**
39. CAMPERS: Camper hookups are available, first come-first served. Fees are \$20 per night for whatever services hooked into, including the use of only electricity to a camper. Fees are payable at registration office at

- Crawford Arena. Campers will be issued a placard that is to be placed in a visible space to signify how many days services have been paid for. Campers with no placard in place are subject to having services shut off.
40. **VENDORS:** Vendors are encouraged to support the 2011 Alabama State 4-H Horse Show. Vendor fee is \$300. Please contact Bob Ebert at 111B Upchurch Hall, Auburn University, AL 36849-5625; email, ebertra@auburn.edu; phone 334-844-1563 or fax 334-844-1519, for more information.
  41. **FARRIER:** A farrier will be on call!!

## **GENERAL ALABAMA STATE 4-H HORSE SHOW POLICY**

### ***RIDERS MUST WEAR PROTECTIVE HELMETS IN ALL MOUNTED CLASSES.***

#### **TACK & ATTIRE (all classes):**

**HELMETS**-Riders in **ALL CLASSES** are required to wear a properly fitted equestrian helmet with a fastened chinstrap when showing or schooling. ASTM/SEI approved equestrian helmets are recommended. Chinstraps must be fastened. Helmets must be properly sized to fit the 4-H member. Improperly sized helmets are a deterrent to safety. Caps worn under helmets or ill-fitting helmets are grounds for disqualification. Bicycle helmets are **NOT** SEI or ASTM approved equestrian headgear. Loss of or removal of helmet before exiting the arena will result in **DISQUALIFICATION** of the 4-H member from that particular class.

**MARTINGALES/TIEDOWNS** - Martingales and tiedowns are not allowed except in speed events and over-fences classes.

**RIDER RESTRAINTS** - No exhibitor may be tied, buckled or fastened in the saddle or stirrups in any manner or by any means during competition or while on the show grounds. This includes the use of Velcro and related products.

**BROKEN EQUIPMENT**- Rerides are **NOT** allowed when faulty equipment is used or in the event of the loss of a shoe. Timer malfunction will result in a reride being awarded.

#### **SADDLE HORSE EXHIBITORS:**

**HELMETS** - Exhibitors in **ALL CLASSES** are required to wear a properly fitted equestrian helmet with a fastened chinstrap when riding in class. ASTM/SEI approved equestrian helmets are recommended. Chinstraps must be fastened. Riders using helmets, which do not meet the above standards, *will be disqualified*.

**BRIDLE** - The bridle should suit the animal and the event. Full bridle (curb and snaffle), pelham or curb bits are acceptable.

**SADDLE** - The saddle can be a flat, English type saddle with a leather or web girth or appropriate western stock-type saddle. Forward (hunt seat) and dressage saddles are not allowed.

**ATTIRE** - Informal riding habits are suggested. Gaudy colors should be avoided. Gloves, whips and unrowelled spurs are optional.

#### **HUNT (FORWARD) SEAT EXHIBITORS:**

**HELMETS** - Exhibitors in **ALL CLASSES** are required to wear a properly fitted equestrian helmet with a fastened chinstrap when riding in class and schooling. ASTM/SEI approved equestrian helmets are recommended. Chinstraps must be fastened. Riders using helmets, which do not meet the above standards, *will be disqualified*.

**BRIDLE/BITS** - The bridle should suit the animal and the event. Legal bits acceptable for hunter and jumper classes are described in the current American Quarter Horse Association (AQHA) Official Handbook of Rules and Regulations. Legal bits and equipment acceptable for dressage are described in the current United States Equestrian Federation (USEF).

**SADDLE** - Hunt Seat Exhibitors must show in a Forward Seat (Hunting) or Dressage Type Saddle.

*ATTIRE* - Traditional style hunt coats in conservative colors, breeches (or jodhpurs) and English hunt boots (or jodhpur boots) should be worn. A stock tie, tie or choker is required. Hair should be neat and contained. Unrowelled spurs, crops, bats and gloves are optional.

**WESTERN & TIMED EVENT EXHIBITORS:**

*HELMETS*- Exhibitors in **ALL CLASSES** are required to wear a properly fitted equestrian helmet with a fastened chinstrap when riding in class. ASTM/SEI approved equestrian helmet are recommended. Chinstraps must be fastened. Riders using helmets, which do not meet the above standards, *will be disqualified*.

*BRIDLE* - Equine may be shown in hackamores or bridles. Acceptable hackamores, bits and curb chains are described in the current AQHA Official Handbook of Rules and Regulations.

*SADDLE* - Entries must be shown with a Stock Saddle. Silver equipment will not count over a good working outfit.

*ATTIRE* - Riders shall wear tucked-in, long sleeved Western Shirt and cowboy boots. Boots may be either pull-on or lace-up style. **“Tennis-shoe style/type boots” are NOT allowed.** Chaps, rope and spurs optional.

## ACTIVE EDUCATIONAL EVENTS/CONTESTS

### *HIPPOLOGY CONTEST*

**OBJECTIVE:** To provide, in a friendly and competitive setting, the opportunity for Alabama 4-H members, to showcase the breadth of their knowledge and skills of equine science and management.

1. There will be two levels of competition: Junior and Senior. At both levels, competition will be for individuals and for county-based teams that shall consist of a minimum of 3 members. Counties with more than four 4-H members must designate team members at registration. With the lowest score being dropped, the 3 highest scoring (overall score) team members will serve as the official team. The Team Problem-solving phase score will not count for individual's scores.
2. Individuals, those not part of an official team, will not participate in the Team Problem-solving phase of the Contest.
3. Talking or conferring during the contest is prohibited, except as allowed in the Team Problem-solving Phase.
4. The judging classes will be the same classes for both the Hippology Contest and the Judging Contest. For contestants in both Contests, the Judging Classes will be counted for both Contests.
5. The Hippology Contest is projected to consist of 4 Phases (3 Individual divisions and 1 Team division): Examination, Station, Judging and Team, with the approximately number of point available, as noted below.
  - Examination Phase:
    1. 50 points. A written Exam consisting of 25 multiple-choice questions.
    2. 50 points. Identification of horse anatomy including but not limited to internal & external organs, GI tract, reproductive organs, foot, leg, hoof, etc.
    3. 50 points. Identification of color patterns, activities, proper appointments, etc
  - Station Phase:
    1. 50 points. Identification of types and parts of Tack (saddle bridle, etc), tools and equipment
    2. 50 points. Identification of common grains, feeds and grasses
    3. 50 points. Identification of Breeds
  - Judging Contest:
    1. 100 points. Judging of two classes in the Horse Judging Contest, one class will be a Halter Class and one will be a Performance Class. Oral reasons will not be a part of the Hippology Judging Contest.
  - Team Problem-solving Phase:
    1. One or more (each exercise worth 50 points). Teams will work together to solve an equine based problem/issue and present an oral solution to an official. All team members must participate in the solution of the problem/issue.
    2. Evaluation will be based on the understanding of the problem, completeness of the logic used in solving the problem/issue and teamwork of the oral presentation.
    3. The official may ask questions.
    4. Examples of problems/issues are:
      - Plan a 4-H Horse Show
      - Set up an annual health program
      - Design a horse stable
      - Compare Feed-tag Labels
      - Design a training program for a specific type performance horse
      - Set up a business to give "riding lessons"
      - Conduct a 4-H Equine Field Day
      - Disinfect a horse stall
      - Identify blemishes or unsoundness on a horse
      - Discuss Conformation of a horse
      - Develop an annual budget for a horse and/or horse farm
      - Establish a new horse facility
      - Balancing a horse ration
6. The highest placing team will be eligible to compete at the 2011 Southern Regional 4-H Horse Show Championships in Tunica, MS, on Wednesday, July 27, 2011.

### ***HORSE JUDGING CONTEST***

1. There will be two levels of 4-H competition: Junior and Senior. At both levels, competition will be for individuals and for county teams that shall consist of a minimum of 3 members. Counties with more than four 4-H members must designate team members at registration. With the lowest score being dropped, the 3 highest scoring (overall score) team members will serve as the official team.
2. Talking or conferring during the contest is prohibited. A contestant cannot wear any markings, clothing items or jewelry that in any way reveals identity or area of residency. Personal communication devices are prohibited.
3. Typically, this contest has 4 classes, 2 halter or in-hand classes and 2 performance classes with oral reasons on 1 halter class and 1 performance class.
4. The highest placing Senior 4-H team will be eligible to compete at the 2011 Southern Regional 4-H Horse Show Championships in Tunica, MS, on Thursday, July 28, 2011.
5. State 4-H rules require that any State Contest Winning Judging Team is no longer eligible to compete in that event at the State level. This rule is waived for the Horse Judging team, slightly, and states that when a county team comprised of a majority of the same team members wins the State 4-H Horse Judging Contest a second time, they are required to compete in a National Contest and those team members become ineligible to compete in future State 4-H Horse Judging contests.

### ***PUBLIC SPEAKING CONTEST***

1. This is an individual speech contest.
2. There will be a Junior and a Senior Division for this competition.
3. The topic must be relative to the equine industry.
4. NO visual aids are permitted.
5. Contestants may use notes. However, excessive use of notes may count against the contestant.
6. Speeches must be between 7 and 10 minutes in length. Three (3) points will be deducted from the total score for each minute or fraction of a minute, if the presentation is less than 7 or more than 10 minutes in length.
7. The highest scoring Senior entry will automatically qualify to compete in the Public Speaking Contest at the 2011 Southern Regional 4-H Horse Show Championships in Tunica, MS, on Thursday, July 28, 2011. The second qualifier will be the 4-H member with the highest score, between the highest scoring Junior and the second highest-scoring Senior.

### ***INDIVIDUAL PRESENTATION CONTEST***

1. This is an individual presentation contest.
2. There will be a Junior and a Senior Division for this competition.
3. The topic must be relative to the equine industry.
4. This is presentation. NO live animals are permitted.
5. Contestants may use notes. However, excessive use of notes may count against the contestant.
6. Presentation must be between 9 and 12 minutes in length. Three (3) points will be deducted from the total score for each minute or fraction of a minute, if the presentation is less than 9 or more than 12 minutes in length.
7. Contest officials will supply two (2) tables and two (2) easels. The presenter must provide any other equipment or props.
8. The highest scoring Senior entry will automatically qualify to compete in the Individual Presentation Contest at the 2011 Southern Regional 4-H Horse Show Championships in Tunica, MS, on Thursday, July 28, 2011. The second qualifier will be the 4-H member with the highest score, between the highest scoring Junior and the second highest-scoring Senior.

### **TEAM PRESENTATION CONTEST**

1. This is a team presentation contest. The team consists of two (2) 4-H members.
2. There will only ONE division in this competition.
3. The topic must be relative to the equine industry.
4. This is a presentation. NO live animals are permitted.
5. Contestants may use notes. However, excessive use of notes may count against the contestant.
6. Presentation must be between 10 and 15 minutes in length. Three (3) points will be deducted from the total score for each minute or fraction of a minute if the presentation is less than 10 or more than 15 minutes in length.
7. Contest officials will supply two (2) tables and two (2) easels. The presenters must supply any other equipment or props.
8. The top two placing Entries are eligible to compete in the Team Presentation Contest at the 2011 Southern Regional 4-H Horse Show Championships in Tunica, MS, on Thursday, July 28, 2011.

\*\*\*\*\*

## **PASSIVE EDUCATIONAL EVENTS/CONTESTS**

### **ART WORK**

1. Open to entries depicting some form of ArtWork. Entry MUST be identified on the backside of the Exhibit. Unidentified entries will not be considered for competition.
2. "Art Work" is described as drawings, paintings, sketches on a flat sheet layout.
3. "Art Work" with frames or in glass is not allowed.
4. Entries that are Paint-by-Numbers are not allowed.
5. Only one entry per exhibitor is permitted.
6. There is a Junior and a Senior Division for this competition.
7. "Art work" pertaining to the equine industry is acceptable.
8. Exhibits can be no larger than 3' by 3' in size.
9. Exhibits MUST be the work of the 4-H member within the previous 12 months.
10. Entry will be judged on the following criteria:
  - Creativity/ Originality
  - Neatness/Clarity of display
  - Power to attract attention and hold interest of viewer.
11. Exhibits must be in the Ed Teague Arena by 8 AM, Thursday, July 14, 2011. Exhibits will be judged by 1PM and will be available to the viewing public from 1 to 4 PM and MUST remain on display until 4 PM.

### **ARTISTIC EXPRESSION**

1. Open to entries depicting some form of Artistic Expression other than photography and “art work”. Entry MUST be identified on the backside of the Exhibit. Unidentified entries will not be considered for competition.
2. Only one entry per exhibitor is permitted.
3. There is a Junior and a Senior Division for this competition.
4. Any type of artistic expression (that cannot be entered in any other creative endeavors class) pertaining to the equine industry, is acceptable.
5. Exhibits mounted on poster board cannot exceed 3’ X 3’ in size.
6. Exhibits MUST be the work of the 4-H member within the previous 12 months.
7. Entry will be judged on the following criteria:
  - Creativity/ Originality
  - Neatness/Clarity of display
  - Power to attract attention and hold interest of viewer.
9. Exhibits must be in the Ed Teague Arena by 8 AM, Thursday, July 14, 2011. Exhibits will be judged by 1PM and will be available to the viewing public from 1 to 4 PM and MUST remain on display until 4 PM.

### **CREATIVE WRITING**

1. Open to entries of any form of Creative Writing.
2. Only one entry per exhibitor is permitted.
3. There is a Junior and a Senior Division for this competition.
4. Any type of creative writing pertaining to the equine industry is acceptable.
5. Exhibits MUST be the work of the 4-H member within the previous 12 months.
6. Entry will be judged on the following criteria:
  - Creativity/ Imagination
  - Organization/Clarity
  - Grammar/Mechanics/Appearance
7. Creative Writing Entries must be submitted June 1, 2011 to the office of Bob Ebert, 111B Upchurch Hall, Auburn University, AL 36849-5625. Writings will be judged prior to the State 4-H Horse Show and will be on display to the public on Thursday, July 14, 2011, from 1 to 6 PM and MUST remain on display until 4 PM.
8. Writings will be available to the viewing public from 1 to 4 PM and MUST remain on display until 4 PM, Thursday, July 14, 2011.

### **MODEL HORSE SCENE COMPETITION**

1. Entry can be no larger than a 3’ X 3’ scene and must be modeled after one of the classes in the 2011 Alabama State 4-H Horse Show. Entry MUST be identified on the backside of the Exhibit. Unidentified entries will not be considered for competition.
2. Only one entry per exhibitor is permitted.
3. There is a Junior and a Senior Division in this competition.
4. Entry must contain 2 or more model horses.
5. Each entry must have a written description of the class, not to exceed one page, being depicted in the scene.
6. Exhibits MUST be the work of the 4-H member within the previous 12 months.
7. Entry will be judged on the following criteria:
  - Creativity/ Originality
  - Neatness/Clarity of display
  - Condition of model animals in the display
  - Power to attract attention and hold interest of viewer.
9. Exhibits must be in the Ed Teague Arena by 8 AM, Thursday, July 14, 2011. Exhibits will be judged by 1 PM and will be available to the viewing public from 1 to 4 PM and MUST remain on display until 4 PM.

### **PHOTOGRAPHY**

1. All entries must pertain to the equine industry. Entry **MUST** be identified on the backside of the Exhibit. Unidentified entries will not be considered for competition.
2. Only one entry per exhibitor, per class, is permitted.
3. There is a Junior and a Senior Division for all classes in this competition.
4. An entry consists of a single photo!
5. Two Classes:
  - Black & White Photography Class (including sepia).
  - Color Photography Class.
6. Entries should be either mounted or matted on an appropriate-size, neutral tone, poster/paper board.
7. Entries shall not exceed 16" X 22" and should be mounted on appropriate sized matting.
8. Photos with frames or in glass are not eligible. Photos will be laid flat on a table for judging. **NO** easels or props may be used.
9. Entries **MUST** be the work of the 4-H member within the previous 12 months.
10. This Photography Class will have a maximum of 15 scoresheets with placings for the top 10.
11. Entries will be judged on the following criteria:
  - Composition
  - Originality
  - Effective Use of Lighting
  - Creative Use of Depth of Field
  - Power to Attract Attention & Hold Viewer's Interest
12. Entries must be in the Ed Teague Arena by 8 AM, Thursday, July 14, 2011. Exhibits will be judged by 1PM and will be available to the viewing public from 1 to 4 PM and **MUST** remain on display until 4 PM.

### **PHOTO PICTURE STORY**

1. All entries must pertain to the equine industry. Entry **MUST** be identified on the backside of the Exhibit. Unidentified entries will not be considered for competition.
2. Only one entry per exhibitor, per class, is permitted.
3. There is a Junior and a Senior Division for all classes in this competition.
4. An entry is two or more photographs mounted on a single display board. Captions are optional; however the photos should tell the story.
5. Entries should be either mounted or matted on an appropriate-size, neutral tone, poster/paper board.
6. Entries shall not exceed 22" X 28".
7. Photos with frames or in glass are not eligible. Picture story display board will be laid flat on a table for judging. **NO** easels or props may be used.
8. Entries **MUST** be the work of the 4-H member within the previous 12 months.
9. This Photography Class will have a maximum of 15 scoresheets with placings for the top 10.
10. Entries will be judged on the following criteria:
  - Composition
  - Originality
  - Effective Use of Lighting
  - Creative Use of Depth of Field
  - Power to Attract Attention & Hold Viewer's Interest
11. Entries must be in the Ed Teague Arena by 8 AM, Thursday, July 14, 2011. Exhibits will be judged by 1PM and will be available to the viewing public from 1 to 4 PM and **MUST** remain on display until 4 PM.

### **DIGITAL ALTERED PHOTOGRAPHY**

1. Open to entries depicting digital manipulation of a photo or photos to create a single photograph of artistic quality.
2. All entries must pertain to the equine industry. Entry **MUST** be identified on the backside of the Exhibit. Unidentified entries will not be considered for competition.
3. Only one entry per exhibitor is permitted.
4. There is a Junior and a Senior Division for all classes in this competition.
5. Each entry must be accompanied a **copy of the original**, unaltered photo or photos used in the process.
6. The original photo or photos must have been taken by the 4-H member submitting the entry. The original picture **CANNOT** be a scanned image from another source.
7. Each entry must also include an explanation of “What did you want to achieve?” and “How did you digitally manipulate the photo?”
8. Entries should be either mounted or matted on an appropriate-size, neutral tone, poster/paper board.
9. Entries shall not exceed 16” X 22” and should be mounted on appropriate sized matting.
10. Photos with frames or in glass are not eligible. Photos will be laid flat on a table for judging. **NO** easels or props may be used.
11. Entries **MUST** be the work of the 4-H member within the previous 12 months.
12. This Photography Class will have a maximum of 15 scoresheets with placings for the top 10.
13. Entries will be judged on the following criteria:
  - Original (unaltered photo) attached
  - Goal of Alteration achieved
  - Difficulty of Manipulation
  - Originality/Creativity
  - Appeal/Power to Attract Attention & Hold Viewer’s Interest
14. Entries must be in the Ed Teague Arena by 8 AM, Thursday, July 14, 2011. Exhibits will be judged by 1PM and will be available to the viewing public from 1 to 4 PM and **MUST** remain on display until 4 PM.

### **Consumer Choices**

1. All entries must be the result of comparison shopping for equine equipment; i.e., services, animals, feed, nutrition, or health products; etc. (For example – comparison shopping for a new saddle).
2. Can compare items on cost, features, benefits, etc.
3. Educational display **MUST** be mounted on a 22” X 28” poster educating others about your equine “comparison shopping” experience.
4. Only one entry per exhibitor is permitted.
5. There will be a Junior and Senior Division in this competition.
6. Exhibits **MUST** be the work of the 4-H member within the previous 12 months.
7. Entry will be judged on the following criteria:
  - Learning involved
  - Accuracy of information
  - Power to attract attention and hold interest of viewer
  - Message clearly communicated
8. Exhibits must be in the Ed Teague Arena by 8 AM, Thursday, July 14, 2011. Exhibits will be judged by 1 PM and will be available to the viewing public from 1 to 4 PM and **MUST** remain on display until 4 PM.

# ALABAMA 4-H



## **Jr. & Sr. Division Team Event Guidelines regarding Membership and Eligibility Post Winning (4/16/09)**

### Composition of the Teams

All members of a Junior Team must be age eligible for the Junior Division.

All members of the Senior Team must be age eligible for the Senior Division.

No team will consist of a combination of both Jr. and Sr. members.

### Multiple Teams/Clubs from One County

If a county has two or more distinct 4-H clubs/teams, each having a separate volunteer leader and club charter, and practicing at different times, then multiple teams from a county are permitted.

### Repeat Winners

#### Jr. Division:

Members on Junior Division Winning Teams are encouraged to continue their participation in the event in subsequent years that they remain age eligible for the Junior Division. This may result in an entire or partial team competing in the Junior Division for five (5) years regardless of their placing. Positive youth development programs promote mastery. Junior division members are gaining mastery.

#### Sr. Division:

It is deemed that members on Senior Division Winning Teams and/or represent Alabama at a national contest have demonstrated mastery and therefore cannot participate in the same contest in the same age division. Exceptions to this guideline are allowed if event officials have justification for stating that mastery has not been achieved by the winning team members. It should be noted that some national contest rules prevent the same contestants to return in subsequent years.

## ***4-H HORSE SCHOLARS/QUIZ BOWL***

The primary objective of the 4-H Horse Quiz Bowl is to provide an opportunity for the youth enrolled in a 4-H horse project or related subject to demonstrate their knowledge of horses in a competitive setting where attitudes of friendliness and fair play prevail. This event is designed to encourage both horse-owning youth and “horseless” youth to become more knowledgeable about horses and the horse industry. Teams must be county-based and entered accordingly.

---

Only **ONE** team allowed per county or per 4-H club!!!!

The State 4-H Horse Quiz Bowl is an oral quiz contest made up of questions pertaining to horse topics. Pairs of four-person teams compete against each other by responding to questions asked by a contest moderator. Each team is given points for a correct answer and in some cases penalties for incorrect answers. The team with the highest score at the end of each match (a complete match is rounds 1, 2, and 3) will move up to compete in an advanced match. A short quiz, scantron-scored, will be taken by each team, at the start of the Quiz Bowl competition to determine seedings or placement in the tournament-style brackets.

#### SCORING

- ROUND 1 - Individual questions; each player individually will be asked a question; only that player may answer (8 questions).
  - each correct answer = 1 point
  - each incorrect answer = no penalty
- ROUND 2 - one on one; each designated pair of players (players A from both teams, players B, etc.) will be asked two questions. Players must buzz in and be recognized by the moderator before answering (8 questions).
  - each correct answer = 1 point
  - each incorrect answer = -1 point
  - answering without being recognized = -2 points
- ROUND 3 - toss-up questions; any player on either team may buzz in and answer after being recognized (8 questions).
  - each correct answer = 2 points
  - each incorrect answer = -1 point
  - answering without being recognized = -2 point

#### QUIZ BOWL GENERAL RULES:

1. It is the responsibility of each contestant to assure that all equipment is operating correctly at the start of the match. If equipment fails during a match, any contestant, the moderator, or a county agent may call a time out. Scores accumulated up to the "time out" shall stand. Under no conditions will there be a replay of a match in which equipment failed.
2. The moderator will direct the contest, ask all questions and designate contestants to answer and accept or reject all answers. The moderator will announce the start of each round and the winner of each match.
3. Referee judges may rule individually or jointly on acceptability of any question or answer. Where a designated reference gives an incorrect answer, the judge may insist on only accepting a correct answer.
4. A score keeper shall keep team scores in a manner so that the scores are clearly visible to the moderator and the contestants.
5. Players must buzz in within 10 seconds after the moderator reads a question. If no player buzzes in within the time limit the question will be discarded and the next question will be asked.
6. Players must begin their answer within 10 seconds after they are recognized by the moderator (rounds 2 and 3). Repeating the question does not constitute the beginning of an answer.
7. If a player buzzes in before the moderator reads the entire question, the moderator will stop reading the question, and the player must answer on the basis of the incomplete question.
8. If the answer given to a question is incorrect, the question will be discarded (whether or not read completely). It will not be repeated for the opposing team.
9. For educational purposes, the moderator will answer each incorrectly answered question.
10. If a question is thrown out due to poor reading by the moderator or the decision of the referee judges, it will be replaced by another question so a constant number of questions will be asked in each round.
11. If teams are tied at the end of a match, 5 additional toss-up questions will be asked.
12. Tape recorders and video cameras may not be used at any time during the match.
13. At no time will contestants of a team, which has not been eliminated from the competition, be permitted to remain in the audience. A designated holding area for competing teams will be established before the contest.
14. The winning Quiz Bowl Team will be eligible to compete at the 2011 Southern Regional 4-H Horse Show Championships in Tunica, MS, on Wednesday, July 27, 2011.

## **SOUTHERN REGIONAL 4-H HORSE SHOW CHAMPIONSHIPS**

### **SOUTHERN REGIONAL 4-H HORSE SHOW CHAMPIONSHIPS COMMITTEE**

Bob Ebert, Extension Animal Scientist, Auburn University  
Kirsten Holt, 4-H Regional Extension Agent, Opelika  
Cindy McCall, Extension Animal Scientist, Auburn University

### ***JULY 27-31, 2011, TUNICA, MISSISSIPPI***

At the Tunica Arena & Expo Center 662-363-3299  
3873 US Hwy 61N  
Tunica, MS 38676

PLEASE DECIDE **BEFORE** THE 2011 ALABAMA STATE 4-H HORSE SHOW IF YOU **WANT TO AND CAN COMPETE** AT THE SOUTHERN REGIONAL 4-H HORSE SHOW CHAMPIONSHIPS. WE NEED A COMMITMENT FROM THOSE WHO **CAN** AND **WILL** COMPETE AT THE SOUTHERN REGIONALS WHEN THE WINNER OF EACH QUALIFYING CLASS EXITS THE RING. A meeting will be held immediately following the riding classes each day of the Show. 4-H members and their family should attend these meetings to receive Rules and Regulations and other pertinent information, complete Southern Regional Entry forms and pay entry fees for the Southern Regional 4-H Horse Championships. If possible, parents, leaders and agents should also attend these meetings.

Qualification for Southern Regionals: To participate in the Southern Regional Horse Championships, a horse and rider combination must qualify in an appropriate class at the Alabama State 4-H Horse Show. **NOTE: In the event of only one or two entries in a “Southern Regional Qualifying Classes,” no exhibitor will automatically qualify to compete at the Southern Regional.** (In this case, qualification of the horse/rider combination will be at the discretion of the Southern Regional Committee, see above). To participate in the Southern Regionals, the first class qualified-in, should be accepted. “At large” Southern Regional slots can be awarded to horse/rider combinations that place second or lower in “Southern Regional qualifying classes” or other classes. Exhibitors and their parents or guardians should make a decision about attending the Southern Regional prior the State Show. Confirmation of competing at the Southern Regional is needed, when the winner of each class exits the ring.

### **NOTE:**

**The Alabama 4-H policy of all RIDERS wearing a helmet will be enforced at the Southern Regional 4-H Horse Championships, Tunica, MS.**

***PLEASE NOTE: NO entries will be accepted after 5 PM, Friday, July 15, 2011.***

\*\*\*\*\*NOTE\*\*\*\*\*

*The host for the 2012 Southern Regional 4-H Horse Championships will be Georgia.*

*The host for the 2013 Southern Regional 4-H Horse Championships will be Louisiana.*

*The host for the 2014 Southern Regional 4-H Horse Championships will be North Carolina.*

*The host for the 2015 Southern Regional 4-H Horse Championships will be Alabama.*

\*\*\*\*\*

## AWARDS

First Place Junior Hippology Team - Plaque & Rosettes  
Second Place Junior Hippology Team - Plaque & Rosettes  
Third Place Junior Hippology Team - Plaque & Rosettes  
First Place Senior Hippology Team - Plaque & Rosettes  
Second Place Senior Hippology Team - Plaque & Rosettes  
Third Place Senior Hippology Team - Plaque & Rosettes  
First Place Junior Horse Judging Team - Plaque & Rosettes  
Second Place Junior Horse Judging Team - Plaque & Rosettes  
Third Place Junior Horse Judging Team- Plaque & Rosettes  
First Place Senior Horse Judging Team - Plaque & Rosettes  
Second Place Senior Horse Judging Teams - Plaque & Rosettes  
Third Place Senior Horse Judging Team- Plaque & Rosettes  
Public Speaking Winners - Cash Award and Rosette  
Individual Demonstration Winners - Cash Award and Rosette  
Team Demonstration Winners - Cash Award and Rosette, each  
First Place Junior Quiz Bowl Team - Plaque & Rosettes  
Second Place Junior Quiz Bowl Team – Plaque & Rosettes  
First Place Senior Quiz Bowl Team - Plaque & Rosettes  
Second Place Senior Quiz Bowl Team – Plaque & Rosettes  
Showmanship Classes – Appropriate Award & Rosette  
All Halter Classes- Appropriate Award & Rosette  
All Performance Classes - Appropriate Award & Rosette  
Drill Team Classes-Rosettes

NOTE: TO BE ELIGIBLE FOR HORSE/RIDER HIGH POINT AWARDS, CONTESTANTS MUST COMPETE IN ONE OR MORE EDUCATIONAL EVENTS/CONTESTS, ie CLASSES 1 to 29, Except Classes 5 & 6 (County Quiz Bowl Team). To be eligible to win multiple Horse/Rider High Point Belt Buckles, a 4-H member must compete in both an ACTIVE (Classes 1 to 4 and Classes 7 to 11) and a PASSIVE (Classes 12 to 29) Educational Event/Contest. The first Belt Buckle awarded MUST be accepted!

Entry deadline is June 1, 2011. NO late entries will be accepted. NO FAXED entries will be accepted.

High Point Junior, Educational- (Classes 1, 3, 7, 9, 11, 12, 14, 16, 18, 20, 22, 24, 26 and 28) Buckle & \$50.00  
High Point Senior, Educational- (Classes 2, 4, 8, 10, 11, 13, 15, 17, 19, 21, 23, 25, 27 and 29) Buckle & \$50.00  
High Point, Saddle Horse- (Classes 42, 50, 51, 52, 53 and 54) Buckle & \$50.00  
High Point Junior, Hunt Seat- (Classes 31, 33, 35, 36, 37, 38, 47, 57, 59, and 61) Buckle & \$50.00  
High Point Senior, Hunt Seat- (Classes 32, 34, 35, 36, 37, 39, 48, 58, 60 and 61) Buckle & \$50.00  
High Point Junior, Timed Event- (Classes 62, 64, 66 and 68) Buckle & \$50.00  
High Point Senior, Timed Event- (Classes 63, 65, 67 and 69) Buckle & \$50.00  
High Point Junior, Western- (Classes 70, 71, 80, 83, 85 and 87) Buckle & \$50.00  
High Point Senior, Western- (Classes 70, 72, 81, 84, 86 and 87) Buckle & \$50.00

Points will be calculated by the following procedure: Exhibitors placing in the top ten of their classes will be given one point for each exhibitor placing below them plus one point, not to exceed a total of ten points for the first place winner in any one class. Points will be awarded on a one horse, one rider basis, (example: In a class of 10 or more horses, the first place contestant receives 10 points; the second place 9 points; and so on through tenth place. In a class of 5 entries the first place contestant receives 5 points; the second place gets 4 points, etc.).

Educational High Point winners (Classes 1 to 29, except Classes 10 & 11) will be calculated in the same manner as the Horse/Rider High Point calculations.

4-H members must participate, as an individual, in one or more educational events, ie Classes 1 to 29, except Class 10 & 11 (County Quiz Bowl Team), to be eligible for Horse/Rider High Point Buckles and Awards. The Horse Quiz Bowl is NOT considered as an educational event that qualifies a 4-H member for the High Point Buckle Award. In the event of a tie for the High Point Award, the following tiebreaker system will be in effect: The winner will be selected based on the highest placing in an Educational event. If a tie still exists, the highest placing in a second Educational Event will be used to determine the winner. **Entry deadline is June 1, 2011.** NO late entries will be accepted.

# **CLASS LIST - 2011 ALABAMA STATE 4-H HORSE SHOW**

## **ACTIVE EDUCATIONAL CONTESTS/EVENTS**

1. Hippology Contest--Junior Division
2. \*Hippology Contest--Senior Division
3. Horse Judging Contest--Junior Division
4. \* Horse Judging Contest--Senior Division

**NOTE:** Any County with 3 or more entrants in either Classes 1, 2, 3 and 4 will automatically have a County Team.

5. County Quiz/Scholars Bowl—Junior Division
6. \* County Quiz/Scholars Bowl Team—Senior Division (only)
- \* Public Speaking Contest
7. Public Speaking-Junior Division
8. Public Speaking-Senior Division
- \* Individual Presentation Contest
9. Individual Presentation-Junior Division
10. Individual Presentation-Senior Division
11. \* Team Presentation-One Division

## **PASSIVE EDUCATIONAL CONTESTS/EVENTS**

12. Art Work-Junior Division
13. Art Work-Senior Division
14. Artistic Expression-Junior Division
15. Artistic Expression-Senior Division
16. Creative Writing-Junior Division (**deadline for submission of entries in Class 16 is June 1, 2011**)
17. Creative Writing-Senior Division (**deadline for submission of entries in Class 17 is June 1, 2011**)
18. Model Horse Scene-Junior Division
19. Model Horse Scene-Senior Division
20. Photography-Black-and-White-Junior Division
21. Photography-Black-and-White-Senior Division
22. Photography-Color-Junior Division
23. Photography-Color-Senior Division
24. Photo Picture Story- (2 or more photographs) - Junior Division
25. Photo Picture Story- (2 or more photographs)- Senior Division
26. Altered Photography-Junior Division
27. Altered Photography-Senior Division
28. Consumer Choices Poster Contest—Junior Division
29. Consumer Choices Poster Contest—Senior Division

\*Only winning entries from these classes qualifies an entry for the Southern Regional 4-H Horse Championships, July 28-August 1, 2011 in Tunica, MS. Education Events/Contests, (Classes 1-29) do NOT qualify a horse/rider combination.

# **CLASS LIST - 2011 ALABAMA STATE 4-H HORSE SHOW,**

(Continued)

## **HUNT SEAT JUMPING PERFORMANCE CLASSES**

31. Hunter Hack – Junior Division (Jumps will be 2 feet)
32. Hunter Hack – Senior Division (Jumps will be 2 feet)
33. \* Hunt Seat Equitation Over Fences – Junior Division (Jumps will not exceed 2 ½ feet)
34. \* Hunt Seat Equitation Over Fences – Senior Division (Jumps will not exceed 2 ½ feet)
35. \* Pony Working Hunter-One Division (Jumps will not exceed 2 ½ feet).  
**NOTE:** (Ponies entered in Class 35 cannot enter Class 36)
36. \* Working Hunter – One Division (Jumps will not exceed 3 feet)  
**NOTE:** (Ponies entered in Class 36 cannot enter Class 35.)
37. \* Open Jumping – One Division (Jumps may exceed 3 feet)
38. \* Hunt Seat Trail—Junior Division
39. \* Hunt Seat Trail--Senior Division

## **SADDLE HORSE HALTER & SHOWMANSHIP CLASSES**

40. \* Saddle Horse Type Mares
41. \* Saddle Horse Type Geldings
42. \* Saddle Horse Showmanship-One Division

## **HUNT SEAT HALTER & SHOWMANSHIP CLASSES**

43. Hunter Type Mares (14.2 Hands and under).
44. Hunter Type Mares (over 14.2 Hands)  
\* **CHAMPION HUNTER-TYPE MARE** (Classes 43 & 44 competing)  
\* **RESERVE CHAMPION HUNTER-TYPE MARE**
45. Hunter Type Geldings (14.2 Hands and under)
46. Hunter Type Geldings (over 14.2 Hands)  
\* **CHAMPION HUNTER-TYPE GELDING** (Classes 45 & 46 competing)  
\* **RESERVE CHAMPION HUNTER-TYPE GELDING**
47. \* Hunt Seat Showmanship - Junior Division
48. \* Hunt Seat Showmanship - Senior Division

## **SADDLE HORSE PERFORMANCE CLASSES**

49. Pony Saddle Horse Pleasure (Not eligible for Classes 50 & 52)
50. \* Saddle Horse Pleasure (Trotting)
51. \* Saddle Horse Equitation (Trotting)
52. \* Saddle Horse Pleasure (Non-Trotting) - Built-Up shoes permitted
53. \* Saddle Horse Equitation (Non-Trotting) - Built-Up shoes permitted
54. Saddle Horse Trail-One Division

## **HUNT SEAT PERFORMANCE CLASSES**

55. English Walk-Trot (Equitation) – JUNIORS Only  
**NOTE:** Designed for **beginner rider** and neither horse nor rider are allowed to compete in other Riding Classes, except Class 73.
56. Hunter Pony Pleasure - (Ponies 14.2 Hands and under) Not eligible for Classes 57, 58, 83, & 84
57. \* Hunter Under Saddle - Junior Division
58. \* Hunter Under Saddle - Senior Division
59. \* Hunt Seat Equitation on the Flat - Junior Division
60. \* Hunt Seat Equitation on the Flat - Senior Division
61. \* Dressage (Thursday, 9 AM) – One Division. 2011 Training Level Test 3 will be used.

**\* Only winning entries from these classes qualifies a horse/rider combination for the Southern Regional 4-H Horse Championships, July28-August 1, 2011 in Tunica, MS.**

# CLASS LIST - 2011 ALABAMA STATE 4-H HORSE SHOW

(Continued)

## **TIMED SPEED CLASSES**

- 62. Arena Race - Junior Division
- 63. Arena Race - Senior Division
- 64. \* Barrels - Junior Division
- 65. \* Barrels - Senior Division
- 66. \* Pole Bending - Junior Division
- 67. \* Pole Bending - Senior Division
- 68. \* Stake Race - Junior Division
- 69. \* Stake Race - Senior Division

## **WESTERN PERFORMANCE CLASSES**

- 70. \* Western Riding – One Division (AQHA Western Riding Pattern III will be used)
- 71. \* Western Trail- Junior Division
- 72. \* Western Trail- Senior Division
- 73. Western Walk-Trot (Equitation) – JUNIORS Only  
**NOTE:** Designed for **beginner rider** and neither horse nor rider are allowed to compete in other Riding Classes, except Class 55.

## **STOCK TYPE HALTER & SHOWMANSHIP CLASSES**

- 74. Stock-Type Pony –Mares (14.2 hands and under) - All Ages
- 75. Junior Mares -(Foaled 2005 to 2011)
- 76. Senior Mares -(Foaled 2004 and earlier)  
\* **CHAMPION STOCK-TYPE MARE** (Classes 74, 75, & 76 competing)  
\* **RESERVE CHAMPION STOCK-TYPE MARE**
- 77. Stock-Type Pony Geldings–(14.2 hands and under) - All Ages
- 78. Junior Geldings -(Foaled 2005 to 2011)
- 79. Senior Geldings -(Foaled 2004 and earlier)  
\* **CHAMPION STOCK-TYPE GELDING** (Classes 77, 78, & 79 competing)  
\* **RESERVE CHAMPION STOCK-TYPE GELDING**
- 80. \* Western Showmanship - Junior Division
- 81. \* Western Showmanship - Senior Division

## **WESTERN PERFORMANCE CLASSES**

- 82. Pony Western Pleasure (Ponies 14.2 hands and under) Not eligible for 57, 58, 83 & 84
- 83. \* Western Pleasure - Junior Division
- 84. \* Western Pleasure - Senior Division
- 85. \* Western Horsemanship (Equitation) - Junior Division
- 86. \* Western Horsemanship (Equitation) - Senior Division
- 87. \* Western Reining – One Division (AQHA Reining Pattern 12 will be used).

## **DRILL TEAM CLASSES**

- 88. Drill Team Competition (4 to 7 Riders)
- 89. Drill Team Competition (8 to 12 riders)

*\* Only winning entries from these classes qualifies a horse/rider combination for the Southern Regional 4-H Horse Championships, July28-August 1, 2011 in Tunica, MS.*

**2011 STATE 4-H HORSE SHOW ENTRY FORM**

Each 4-H member must complete an entry form. Members wishing to enter more than one equine must complete a form for each animal. Entry deadline is JUNE 1, 2011! NO FAXED OR ELECTRONIC ENTRIES WILL BE ACCEPTED!!

4-H MEMBER'S NAME \_\_\_\_\_ COUNTY \_\_\_\_\_

ADDRESS \_\_\_\_\_ PHONE (\_\_\_\_) \_\_\_\_\_

CITY \_\_\_\_\_ ZIP \_\_\_\_\_

BIRTH DATE \_\_\_\_\_ Gender (circle one): Male Female

GRADE IN SCHOOL (Term just finishing) \_\_\_\_\_ NAME OF 4-H CLUB \_\_\_\_\_

“Special Needs” required are (provide documentation) \_\_\_\_\_

National USDA Premise ID: \_\_\_\_\_

Horse's name and/or nickname \_\_\_\_\_

Breed \_\_\_\_\_ Year foaled \_\_\_\_\_ Gender (Circle One): Mare Gelding

\*\*\* Educational Events classes entered (NO Entry Fees) \_\_\_\_\_, \_\_\_\_\_, \_\_\_\_\_, \_\_\_\_\_, \_\_\_\_\_, \_\_\_\_\_.

My Oral Presentation Title is (if applicable) \_\_\_\_\_

\*\*\* Horse and Rider classes entered: \_\_\_\_\_, \_\_\_\_\_, \_\_\_\_\_, \_\_\_\_\_, \_\_\_\_\_, \_\_\_\_\_, \_\_\_\_\_, \_\_\_\_\_, \_\_\_\_\_, \_\_\_\_\_, \_\_\_\_\_, \_\_\_\_\_.

ENTRY FEE: \$10.00/class X \_\_\_\_\_ classes \$ \_\_\_\_\_

STALL FEE: \$40.00/stall X \_\_\_\_\_ stalls \$ \_\_\_\_\_

GROUNDS FEE: For Day-users Only \$20.00/horse X \_\_\_\_\_ horses \$ \_\_\_\_\_

TOTAL FEES \$ \_\_\_\_\_

Permission is hereby granted for my child, \_\_\_\_\_, to participate in the Alabama State 4-H Horse show, and I do hereby release the officers of the show and staff members of the Alabama Cooperative Extension System from any and all liabilities in case of an accident resulting from participation of my child in the show. We further certify that the above named youth and animal are eligible for the 2011 Alabama State 4-H Horse Show and that the 4-H member has read all rules and regulations and all parties involved agree to abide by them as stated. **WARNING**

Under Alabama law, an equine activity sponsor or equine professional is not liable for an injury to or the death of a participant in equine activities resulting from the inherent risks of equine activities, pursuant to the equine activities liability protection act.

Signed: \_\_\_\_\_ (4-H Member) \_\_\_\_\_ (Date)

\_\_\_\_\_  
(Parent/Guardian) \_\_\_\_\_ (Date)

\_\_\_\_\_  
(ACES Agent/Volunteer Leader) \_\_\_\_\_ (Date)

IF HORSE IS LEASED, GRANTOR ***MUST*** SIGN AND COMPLETE THE FOLLOWING:  
I confirm the lease of the above-named horse to the above-named 4-H member for the specific purpose of allowing the 4-H member to compete in the 2011 Alabama State 4-H Horse Show and, if qualified, to compete in the 2011 Southern Regional 4-H Horse Show. I understand the 4-H member must be the primary care provider of the equine animal.

\_\_\_\_\_  
(Signature of Grantor of Lease) \_\_\_\_\_ (Phone)

\_\_\_\_\_  
(Address)

Return with Entry Fees (if applicable), Stall Fees (if applicable), Grounds Fees (if applicable) and a copy of the Coggins Test to Bob Ebert, 111B Upchurch Hall, Auburn University, AL 36849-5625, by *JUNE 1, 2011*. Please, make checks payable to “State 4-H Horse Show.” NO FAXED OR ELECTRONIC ENTRIES WILL BE ACCEPTED!!

2011 ALABAMA STATE 4-H HORSE SHOW CLASS SPONSORSHIP FORM

The Alabama State 4-H Horse Show will be held on July 11-15, 2011 at the Garrett Coliseum Complex in Montgomery. If you or your club, business, or farm would like to sponsor a class at this statewide 4-H equine event, please fill out the following form.

Class sponsorships are \$50.00. Feel free to sponsor more than one class. Class sponsors will be listed in the show program, if sponsorships received and paid for prior to June 15, 2011.

**ONLY ONE CLASS PER FORM, PLEASE PRINT.**

*SPONSOR'S NAME*

\_\_\_\_\_

(As you wish it to appear in the show program)

*STREET ADDRESS*

\_\_\_\_\_

*CITY/STATE/ZIP*

\_\_\_\_\_

**DAYTIME PHONE** ( \_\_\_\_\_ ) \_\_\_\_\_

**1<sup>ST</sup> CHOICE CLASS** (see attached list):

\_\_\_\_\_

**2<sup>ND</sup> CHOICE CLASS:**

\_\_\_\_\_

**If these classes are already sponsored, may we substitute any non-sponsored class?**

yes \_\_\_\_\_ no \_\_\_\_\_

*Signature*

\_\_\_\_\_

*Date*

\_\_\_\_\_

PLEASE ENCLOSE A CHECK OR MONEY ORDER MADE OUT TO "ALABAMA STATE 4-H HORSE SHOW". MAIL TO MR. BOB EBERT, 111B UPCHURCH HALL, AUBURN UNIVERSITY, ALABAMA 36849-5625.

# Public Speaking

## SCORE SHEET

Contestant's Name \_\_\_\_\_

Title of Presentation \_\_\_\_\_

County \_\_\_\_\_

	<u>POINTS</u>	<u>SCORE</u>	<u>COMMENTS</u>
Introduction	10	_____	_____
Organization	15	_____	_____
Content & Accuracy	20	_____	_____
Stage Presence	15	_____	_____
Delivery	20	_____	_____
General	10	_____	_____
Conclusion	10	_____	_____
Total	100	_____	_____

Starting time \_\_\_\_\_ Finishing time \_\_\_\_\_ Length of time \_\_\_\_\_ Deductions (if any) \_\_\_\_\_

GRAND TOTAL

\_\_\_\_\_

1. This is an individual speech contest.
2. There will be a Junior and a Senior Division for this competition.
3. The topic must be relative to the equine industry.
4. NO visual aids are permitted.
5. Contestants may use notes. However, excessive use of notes may count against the contestant.
6. Speeches must be between 7 and 10 minutes in length. Three (3) points will be deducted from the total score of each official, for each minute or fraction of a minute, if the presentation is less than 7 or more than 10 minutes in length.

# Individual Presentation

## SCORE SHEET

Contestant's Name \_\_\_\_\_

Title of Presentation \_\_\_\_\_

County \_\_\_\_\_

	<u>POINTS</u>	<u>SCORE</u>	<u>COMMENTS</u>
Introduction	10	_____	_____
Organization	25	_____	_____
Content & Accuracy	25	_____	_____
Stage Presence	10	_____	_____
Delivery	15	_____	_____
Effect on Audience	05	_____	_____
Summary	10	_____	_____
Total	100	_____	_____

Starting time \_\_\_\_\_ Finishing time \_\_\_\_\_ Length of time \_\_\_\_\_ Deductions (if any) \_\_\_\_\_

**GRAND TOTAL**

\_\_\_\_\_

1. This is an individual demonstration or illustrated talk contest.
2. There will be a Junior and a Senior Division for this competition.
3. The topic must be relative to the equine industry.
4. This is a demonstration or illustrated presentation. NO live animals are permitted.
5. Contestants may use notes. However, excessive use of notes may count against the contestant.
6. Presentation must be between 9 and 12 minutes in length. Three (3) points will be deducted from the total score of each official, for each minute or fraction of a minute, if the presentation is less than 9 or more than 12 minutes in length.
7. Contest officials will supply two (2) tables and two (2) easels. The presenter must provide any other equipment or prop.

# Team Presentation

## SCORE SHEET

Contestant's Name \_\_\_\_\_

Title of Presentation \_\_\_\_\_

County \_\_\_\_\_

	<u>POINTS</u>	<u>SCORE</u>	<u>COMMENTS</u>
Introduction	10	_____	_____
Organization	25	_____	_____
Content & Accuracy	25	_____	_____
Stage Presence	10	_____	_____
Delivery	15	_____	_____
Effect on Audience	05	_____	_____
Summary	10	_____	_____
Total	100	_____	_____

Starting time \_\_\_\_\_ Finishing time \_\_\_\_\_ Length of time \_\_\_\_\_ Deductions (if any) \_\_\_\_\_

**GRAND TOTAL**

\_\_\_\_\_

1. This is a team contest. The team consists of two (2) 4-H members.
2. There will only ONE division in this competition.
3. The topic must be relative to the equine industry.
4. This is a demonstration or illustrated presentation. NO live animals are permitted.
5. Contestants may use notes. However, excessive use of notes may count against the contestant.
6. Presentation must be between 10 and 15 minutes in length. Three (3) points will be deducted from the total score of each official, for each minute or fraction of a minute if the presentation is less than 10 or more than 15 minutes in length.
7. Contest officials will supply two (2) tables and two (2) easels. The presenters must supply any other equipment or props.

## Art Work SCORE SHEET

Contestant's Name \_\_\_\_\_

County \_\_\_\_\_

	<u>POINTS</u>	<u>SCORE</u>	<u>COMMENTS</u>
Originality/Creativity	30	_____	_____
Neatness/Clarity of Display	20	_____	_____
Power to hold viewer's interest	25	_____	_____
Relevance to Equine Industry	25	_____	_____
Total	100	_____	_____

### **ART WORK**

1. Open to entries depicting some form of ArtWork. Entry **MUST** be identified on the backside of the Exhibit. Unidentified entries will not be considered for competition.
2. "Art Work" is described as drawings, paintings, sketches on a flat sheet layout.
3. "Art Work" with frames or in glass is not allowed
4. Entries that are Paint-by-Numbers are not allowed.
5. Only one entry per 4-H member is permitted.
6. There is a Junior and a Senior Division for this competition.
7. Any type of "art work" pertaining to the equine industry is acceptable.
8. Exhibits can be no larger than 3' X 3' in size.
9. Exhibits **MUST** be the work of the 4-H member within the previous 12 months.
10. Entry will be judged on the following criteria:
  - Creativity/ Originality
  - Neatness/Clarity of display
  - Power to attract attention and hold interest of viewer.

# Artistic Expression

## SCORE SHEET

Contestant's Name \_\_\_\_\_

County \_\_\_\_\_

	<u>POINTS</u>	<u>SCORE</u>	<u>COMMENTS</u>
Originality/Creativity	30	_____	_____
Neatness/Clarity of Display	20	_____	_____
Power to hold viewer's interest	25	_____	_____
Relevance to Equine Industry	25	_____	_____
Total	100	_____	_____

### **ARTISTIC EXPRESSION**

1. Open to entries depicting some form of Artistic Expression other than photography and "art work." Entry MUST be identified on the backside of the Exhibit. Unidentified entries will not be considered for competition.
2. Only one entry per 4-H member is permitted.
3. There is a Junior and a Senior Division for this competition.
4. Any type of artistic expression (that cannot be entered in any other creative endeavors class) pertaining to the equine industry is acceptable.
5. Exhibits can be no larger than 3' X 3' in size.
6. Exhibits MUST be the work of the 4-H member within the previous 12 months.
7. Entry will be judged on the following criteria:
  - Creativity/ Originality
  - Neatness/Clarity of display
  - Power to attract attention and hold interest of viewer.

# Creative Writing Competition

## State 4-H Horse Show

4-H Member's Name: \_\_\_\_\_

County: \_\_\_\_\_

### **Creativity and Imagination (35 points)**

Is writing unique in theme, style, and structure?  
Does it include vivid details?

\_\_\_\_\_

### **Organization and Clarity (25 points)**

Does writing have a clear focus? Does it have an appropriate introduction and conclusion?  
Does it follow a logical progression? Are ideas and themes appropriately developed?

\_\_\_\_\_

### **Grammar and Mechanics (20 points)**

Is proper punctuation used? Is spelling correct? Are words used appropriately?

\_\_\_\_\_

### **Title (10 points)**

Does title show creativity? Does it draw the reader's attention?

\_\_\_\_\_

### **Appearance and Neatness (10 points)**

\_\_\_\_\_

### **OVERALL SCORE:**

\_\_\_\_\_

1. Open to entries of any form of Creative Writing.
2. Only one entry per 4-H member is permitted.
3. There is a Junior and a Senior Division for this competition.
4. Any type of creative writing pertaining to the equine industry is acceptable.
5. Writings **MUST** be the work of the 4-H member within the previous 12 months.
6. Entry will be judged on the following criteria:
  - Creativity/ Imagination
  - Organization/Clarity
  - Grammar/Mechanics/Appearance

**Judge's comments:**

# Model Horse Scene

## SCORE SHEET

Contestant's Name \_\_\_\_\_

County \_\_\_\_\_

	<u>POINTS</u>	<u>SCORE</u>	<u>COMMENTS</u>
Originality/Creativity	25	_____	_____
Neatness/Clarity of Display	20	_____	_____
Condition of animals/props in the display	15	_____	_____
Power to hold viewer's interest	25	_____	_____
Written Description	15	_____	_____
<b>Total</b>	<b>100</b>	_____	_____

1. Entry can be no larger than a 3' X 3' scene and must be modeled after one of the classes in the 2011 Alabama State 4-H Horse Show. Entry **MUST** be identified on the backside of the Exhibit. Unidentified entries will not be considered for competition.
2. Only one entry per 4-H member is permitted.
3. There will be a Junior and a Senior Division for this competition.
4. Entry must contain 2 or more model horses.
5. Each entry must have a written description of the class being depicted in the scene.
6. Exhibits **MUST** be the work of the 4-H member within the previous 12 months.
7. Entry will be judged on the following criteria:
  - Creativity/ Originality
  - Neatness/Clarity of display
  - Condition of model animals in the display
  - Power to attract attention and hold interest of viewer.

# Photography

## SCORE SHEET

BLACK & WHITE

COLOR

Contestant's Name \_\_\_\_\_

PICTURE STORY

County \_\_\_\_\_

	POINTS	SCORE	COMMENTS
Composition:			
Clear Message or Theme	10	_____	_____
Pleasing Balanced Composition	10	_____	_____
Clearly defined Subject	10	_____	_____
Non-distracting Background	10	_____	_____
Originality	15	_____	_____
Effective Use of Lighting	10	_____	_____
Creative Use of Depth of Field (Focus)	10	_____	_____
Power to Attract Attention	15	_____	_____
Power to Hold Viewer's Interest	10	_____	_____
Total	100	_____	_____

1. All entries must pertain to the equine industry. Entry **MUST** be identified on the backside of the Exhibit. Unidentified entries will not be considered for competition.
2. Only one entry per 4-H member, per class, is permitted.
3. An entry consists of a single photo, except photo story!
4. Three Classes:
  - Black & White Photography Class
  - Color Photography Class
  - Photo Story Picture Class
5. There is a Junior and a Senior Division for both classes in this competition.
6. Entries should be either mounted or matted on an appropriate-size, neutral tone, poster/paper board.
7. Entries shall not exceed 16" X 22" and should be mounted on appropriate sized matting.
8. Photos with frames or in glass are not eligible. Photos will be laid flat on a table for judging.
9. Entries **MUST** be the work of the 4-H member within the previous 12 months.
10. Entries will be judged on the following criteria:
  - Composition
  - Originality
  - Effective Use of Lighting
  - Creative Use of Depth of Field
  - Power to Attract Attention & Hold Viewer's Interest

## Altered Photography SCORE SHEET

Contestant's Name \_\_\_\_\_

County \_\_\_\_\_

	POINTS	SCORE	COMMENTS
Original Attached	10	_____	_____
Goal of Alteration Achieved	20	_____	_____
Difficulty of Manipulation	20	_____	_____
Originality/Creativity	20	_____	_____
Appeal/Power to Attract & Hold Viewer's Interest	30	_____	_____

1. Open to entries depicting digital manipulation of a photo or photos to create a single photograph of artistic quality.
2. All entries must pertain to the equine industry. Entry **MUST** be identified on the backside of the Exhibit. Unidentified entries will not be considered for competition.
3. Each entry must be accompanied a **copy of the original**, unaltered photo or photos used in the process.
4. The original photo or photos must have been taken by the 4-H member submitting the entry. The original picture **CANNOT** be a scanned image from another source.
5. Each entry must also include an explanation of "What did you want to achieve?" and "How did you digitally manipulate the photo?"
6. Only one entry per exhibitor is permitted.
7. There will be a Junior and a Senior Division in this competition.
8. Entries should be either mounted or matted on an appropriate-size, neutral tone, poster/paper board.
9. Entries shall not exceed 16" X 22" and should be mounted on appropriate sized matting.
10. Photos with frames or in glass are not eligible. Photos will be laid flat on a table for judging. **NO** easels or props may be used.
11. Entries **MUST** be the work of the 4-H member within the previous 12 months.
12. Entries will be judged on the following criteria:
  - Original (unaltered photo) attached
  - Goal of Alteration achieved
  - Difficulty of Manipulation
  - Originality/Creativity
  - Appeal/Power to Attract & Hold Viewer's Interest

## Consumer Choices SCORE SHEET

Contestant's Name \_\_\_\_\_

County \_\_\_\_\_

	POINTS	SCORE	COMMENTS
Learning Involved	25	_____	_____
Accuracy of Information	25	_____	_____
Clarity of Message	25	_____	_____
Power to Attract & Hold Viewer's Interest	25	_____	_____

### Consumer Choices

1. All entries must be the result of comparison shopping for equine equipment; i.e., services, animals, feed, nutrition, or health products; etc. (For example – comparison shopping for a new saddle).
2. Can compare items on cost, features, benefits, etc.
3. Educational display **MUST** be mounted on a 22" X 28" poster educating others about your equine "comparison shopping" experience.
4. Only one entry per exhibitor is permitted.
5. There will be a Junior and Senior Division in this competition.
6. Exhibits **MUST** be the work of the 4-H member within the previous 12 months.
7. Entry will be judged on the following criteria:
  - Learning involved
  - Accuracy of information
  - Power to attract attention and hold interest of viewer
  - Message clearly communicated



**Alabama 4-H Drill Team Competition  
Score Sheet**

EVALUATION	VALUE	SCORE	REMARKS
<b>General Appearance – 20 points</b>			
Condition of Horses	5 pts.		
Grooming of Horses, Turnout of Rider/Driver	5 pts.		
Cleanliness of Tack & Equipment	5 pts.		
Tack & Equipment Fitted Properly	5 pts.		

<b>Horsemanship &amp; control – 15 pts.</b>			
Use of Aids, Driver or Rider Position	5 pts.		
Rider's Ability to Maintain Gaits for Appropriate Breed Throughout Drill	5 pts.		
Horses' Performance: Rearing, Balking, Bucking, Biting, to be Penalized	5 pts.		

<b>Originality – 30 pts</b>			
Variety of Drill: Execution of a Minimum of Five (5) Maneuvers, Not Repetitive, Visually Interesting	10 pts.		
Difficulty of Drill: Maneuvers, Tightness	10 pts.		
Music Tempo Corresponds to Drill Maneuvers, Variety and Interest to Entertain Spectators	10 pts.		

<b>Overall Performance – 35 pts</b>			
Overall Performance	35 pts.		
<b>TOTAL POINTS</b>			

<b>Penalty Points to be Assessed</b>			
Deduct 25 points for each Fall of Horse or Rider/Driver			
Deduct 10 points for each collision without a fall of horse and/or rider.			
Deduct 10 points for each Loss of Equipment (leg wraps, costume, tack, etc.)			
Deduct 2 points for each one (1) minute, or fraction thereof, under or over the designated time limit.			
Time: _____ (6 – 12 minute maximum)			

**MINUS TOTAL PENALTY POINTS**

**FINAL SCORE**

County: \_\_\_\_\_ Drill Team Name: \_\_\_\_\_

Judge's Signature: \_\_\_\_\_

## Alabama State 4-H Horse Show Class Descriptions

The Alabama State 4-H Horse Show has many diverse classes. This document is posted to assist with descriptions of classes offered. Some classes are generic across species and disciplines and are judged based upon breed standards and type regardless of discipline (i.e. huntseat, saddleseat or western/stock type).

### **Halter Classes:**

All halter classes are judged based upon breed standards and type regardless of discipline (i.e. huntseat, saddleseat or western). Horses will be evaluated on quality of conformation and movement. All exhibitors will be asked to show horse in-hand at the walk and second gait (trot/jog/intermediate gait).

### **Showmanship Classes:**

The ideal showmanship performance consists of a poised, confident, neatly attired exhibitor leading a well-groomed and conditioned horse that quickly and efficiently performs the requested pattern with promptness, smoothness and precision. Only the exhibitor is judged. The horse is merely a prop to show the exhibitor's ability to fit and show a horse or pony.

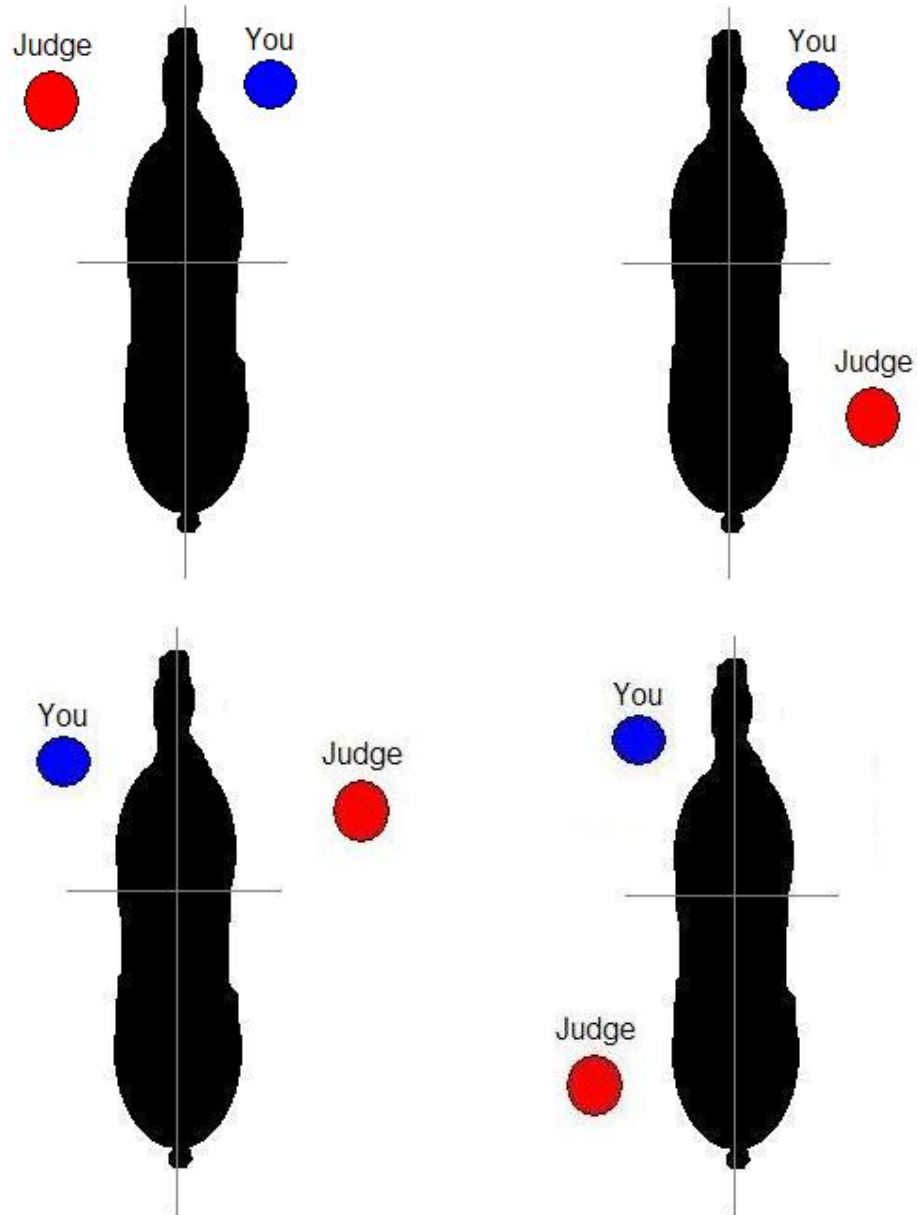
### **✿ Showing Horse in Ring**

The system of showing used will be the general standard for that breed.

1. Leading
  - a) Exhibitor should enter ring leading animal at an alert gait according to the judge's directions.
  - b) Exhibitor should walk at the animal's left side, holding reins or lead-line in the right hand, according to the breed being shown.
  - c) The remaining portion of the rein or lead-line should be held neatly and safely in the left hand.
  - d) Animal should lead readily at the walk and second gait.
  - e) The judge will line up the class with the aid of the ring steward.
2. Posing
  - a) When posing your horse, stand toward the front facing the horse, but always in a position where you can keep your eye on the judge.
  - b) Pose horse according to the breed being shown.
  - c) Do not crowd the exhibitor next to you.
  - d) Be natural. Overshowing, undue fussing and maneuvering are objectionable.
3. Poise, Alertness and Merits
  - a) Keep alert and be aware of the position of the judge at all times.
  - b) Don't be distracted by persons or things outside the ring.
  - c) Respond quickly to requests from the judge and officials.
  - d) Recognize quickly and correct faults of your horse.
  - e) Keep showing until the entire class has been placed and excused from the ring, unless the judge has instructed otherwise.

✿ **Exhibitor position** – The area around the horse is divided into four quadrants as shown below. When the horse is in the posed position and the judge walks past

or around the horse, the exhibitor should position themselves in the appropriate quadrant. The handler should be in the quadrant adjacent to the quadrant the judge is occupying.



## **Trail Classes:**

This class demonstrates the exhibitor's ability to perform over and through various obstacles, and the horse's manners, maneuverability, attitude and response to the rider at a variety of gaits according to the judge's directions or the posted trail course. Any obstacle used must be safe. Patterns may vary from junior to senior level and across disciplines.

### Optional Obstacles:

- a) Gate (wooden or rope gate)
- b) A minimum of four poles, raised no more than 12 inches.
- c) Wooden bridge
- d) Pick-up rain slicker – may be carried over or through obstacles.
- e) Jump over obstacles – maximum height 18 inches.
- f) Sidepass – any combination of directions.
- g) Backing through obstacles
- h) Serpentine through obstacles
- i) Remove and replace contents of a mailbox
- j) Any other safe obstacles approved by 4-H Horse Show Committee.

### Penalties:

1. The judge may institute a time limit per obstacle or for the course.
2. Three refusals per obstacle will be allowed. Exhibitor must then move on to the next obstacle.

*\*The American Quarter Horse Association Handbook of Rules and Regulations website [www.aqha.com/association/registration/pdf/showrules](http://www.aqha.com/association/registration/pdf/showrules) serves as a reference guide.*

## **Hunt Seat Performance Classes:**

- ✿ **English Walk-Trot (Equitation)** – Exhibitors will perform the walk and the posting trot. Proper equitation of the rider is evaluated. This class is for beginner riders who are not allowed to compete in other Performance Classes.
  
- ✿ **Hunter Pony Pleasure** – Exhibitors will perform at the walk, posting trot and canter. Exhibitors may be asked to extend the trot or hand gallop. Ponies (measuring 14.2 and under) are evaluated on quality of movement, gait transitions, apparent ability to give a good pleasurable ride and manners.
  
- ✿ **Hunter Under Saddle** - This class will be judged on performance, condition, manners and conformation. Maximum credit shall be given to the flowing, balanced, willing horse. Horses will be shown at a walk, trot and canter both ways of the ring. Horses should be able to:
  - move with long, low strides reaching forward with ease and smoothness
  - lengthen stride and cover ground with relaxed, free-flowing movement, while exhibiting correct gaits that are of the proper cadence
  - back easily and stand quietly
  - reverse to the inside away from the rail
  - change to canter from the flat-footed walk or trot, at the judge's discretion

### Faults:

- Being on the wrong lead and/or diagonal at the posting trot
- Breaking gait
- Excessive speed of any gait
- Excessive slowness of any gait, loss of forward momentum
- Failure to take the appropriate gait when called for
- Head carried too high
- Head carried too low (such that the poll is below the withers)
- Overflexing or straining neck in head carriage so that the nose is carried behind the vertical
- Excessive nosing out
- Failure to maintain light contact with the horse's mouth

✿ **Hunt Seat Equitation on the Flat** - Hunt seat equitation on the flat evaluations the ability of a rider to perform various maneuvers in harmony with his/her horse. The communication between horse and rider through subtle cues and aids should not be obvious. The pattern may include maneuvers such as walk, sitting trot, extended trot, posting trot, canter, circles, figure 8, halt, back, sidepass, change of diagonal, serpentine (trot or canter), turn on haunches or forehand, leg-yield, flying or simple change of lead, or counter-canter. The pattern may vary from junior to senior level.

✿ **Dressage** - The object of dressage is the harmonious development of the physique and ability of the horse. In accordance with U.S. Dressage Federation (USDF) recommendations, it is suggested that horses be more than 36 months of age (as measured from their foaling date) before competing in any dressage class. Dressage training makes the horse not only calm, supple, loose and flexible, but also confident, attentive and keen, thus allowing it to achieve perfect understanding with its rider. These qualities are revealed by the:

- Freedom and regularity of the gaits.
- Harmony, lightness and ease of the movements.
- Lightness of the forehand and the engagement of the hindquarters, originating in a lively impulsion.
- Acceptance of the bridle, with submissiveness throughout the head, neck and body, and with no signs of tenseness or resistance. Emphasis should be placed on suppleness, basic gaits, figures, impulsion and transitions in the performance of the horse as produced by the rider. Conformation does not count.

*For more information about **Dressage** visit the following websites:*

- [www.usef.org](http://www.usef.org) – United States Equestrian Federation
- [www.usdf.org](http://www.usdf.org) – United States Dressage Federation

## Hunt Seat Classes:

- ✿ **Hunter Hack** – The horse should be obedient, alert and responsive, and should move freely. The style of jumping should be smooth and consistent such that it could be relied on to take a ride over fences in a safe, obedient manner at an even – hunting pace.
  - Horses will jump two fences. Jump height is 2 feet.
  - It is up to the judge's discretion who will be called back to work on the rail. Exhibitors will enter the ring at a walk. The exhibitors will be asked for 3 gaits: walk, trot and canter. They may then be asked to reverse and repeat.
  - The judge may ask for a hand gallop. At the hand gallop, the judge may ask for the halt, and horses will stand quietly on a free rein.
  
- ✿ **Hunt Seat Equitation Over Fences (Jumps will not exceed 2 ½ Feet)** - The exhibitors will demonstrate their ability to control their horses while going over fences at a balanced, even pace, maintaining a safe and proper Hunt Seat position.
  - The class objective is to judge the rider's ability over the fences, not the horse.
  - Classes shall be held over reasonable jumps. Types shall be left to the discretion of the management.
  - Exhibitors may be called back to perform at a walk, trot or canter, or to execute any tests asked for by the judge.
  
- ✿ **Working Hunter** - The Working Hunter class is designed to test the horse and rider in their performance over obstacles found in the hunting field. Manners, style, and way of going at a hunting pace will be judged. Extreme speed, break of gait, poor jumping form and errors in jumping will be penalized.
  - Pony Working Hunter will not exceed 2 ½ feet
  - Working Hunter will not exceed 3 feet
  
- ✿ **Open Jumping** - Exhibitors will jump a 3 ft course. If more than one horse jumps clean with no faults, the second round of jumps will be raised in height and effort timed. This process will be repeated until placings are final. Faults in jumping may include knocking down the jumps, refusing or running out of the jump and touching the obstacle with front or back feet.

### **Saddle Horse Performance Classes:**

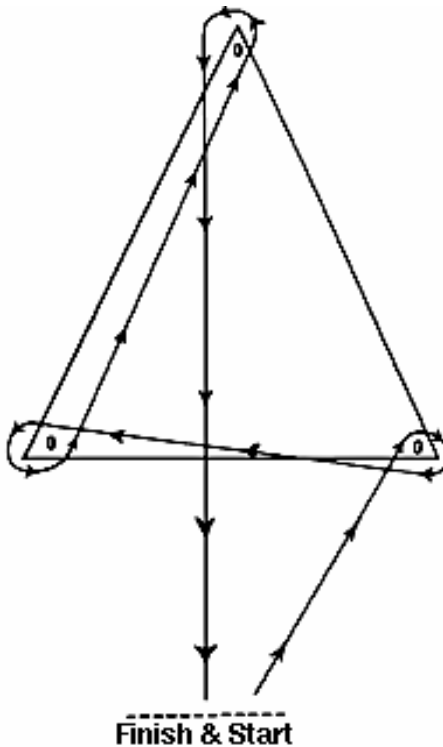
- ✿ **Trotting** - A flat English-type saddle is required. The horse/pony may be shown at the walk, trot, strong or extended trot (**not park trot**), and canter both ways of the ring. The horse must stand quietly and back readily. Excessive speed at the strong or extended trot will be penalized. Horses are judged on manners, quality, performance and suitability of horse to rider.
  
- ✿ **Non-trotting** – A flat English-type saddle or western saddle is permitted. Rider’s attire should match the saddle type. The purpose is to recognize correct gaiting for the breed being shown, smoothness in the horse’s gait, the horse’s responsiveness to its rider and harmony between the horse and rider. Failure to demonstrate a recognizable difference between the intermediate and favorite gaits will be penalized. Some horses (such as the Peruvian Paso and racking horses) may have the same movement in both gaits, but must display a noticeable difference in speed. No artificial devices are permitted to enhance a horse’s gait, other than built-up (padded) horse shoes.
  
- ✿ **Equitation** – The rider’s ability to establish and maintain a seat that is thoroughly efficient and comfortable for riding the type of horse called for in the class, at any gait and for any length of time, is evaluated. The rider’s ability to communicate with and control the horse is important. The method of holding the reins should be consistent with the type of equipment being used. The pattern may call for the following maneuvers:
  - Trotting – walk, sitting trot, extended trot, posting trot, canter, circles, figure 8, halt, back, sidepass, change of diagonal, serpentine (trot or canter), turn on haunches or forehand, leg-yield, flying or simple change of lead, or counter-canter.
  - Non-Trotting – walk, intermediate gait, circles, figure 8, halt, back, serpentine, or turn on haunches or forehand.

### **Timed Speed Classes:**

Riders will wait in the inbox until they are acknowledged to enter the arena to complete any of the timed speed classes. A rider may have an adult assist them into the inbox. No adult is allowed to enter the arena with the rider once they are acknowledged to begin their ride. Riders will ride to a “closed gate.” It is up to the judge’s discretion on what constitutes a “no time” or “disqualification”.

*\*The American Quarter Horse Association Handbook of Rules and Regulations website  
www.aqha.com/association/registration/pdf/showrules serves as a reference guide.*

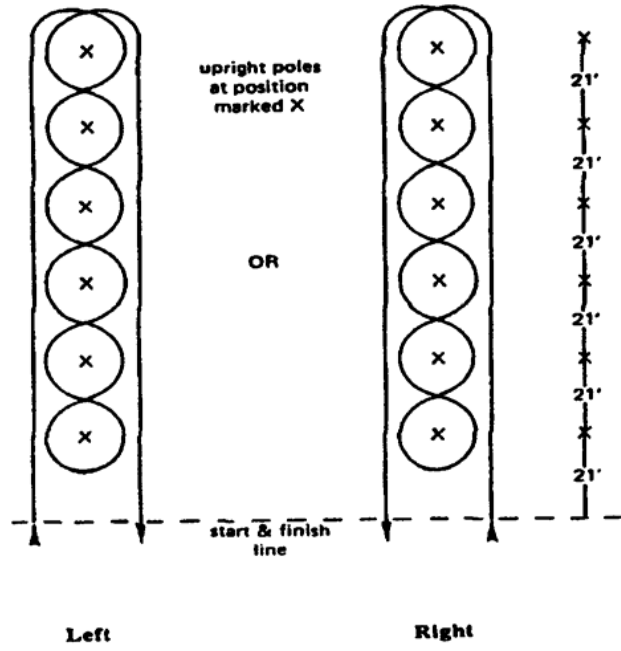
- ✿ **Arena Race** – One barrel is placed at the opposite end of the arena from the start line at a minimum of 25 feet from the rail. Each exhibitor must ride to the barrel turning left or right and return to start/finish line. A “No time” will result if the timer barrier is prematurely broken or if the pattern is not completed.
  
- ✿ **Barrel Racing** – The pattern is cloverleaf in design. Riders have the option of riding course A or B:
  - **Course A** – circle barrel 1 clockwise, circle barrel 2 counterclockwise, circle barrel 3 counterclockwise and run between barrels 2 and 3 to cross the timing line.
  - **Course B** – circle barrel 2 counterclockwise, circle barrel 1 clockwise, circle barrel 3 clockwise and run between barrels 2 and 3 to cross the timing line.A 5-second penalty will be assessed for each barrel knocked down. A “No time” will result if the timer barrier is prematurely broken or if the pattern is not completed.



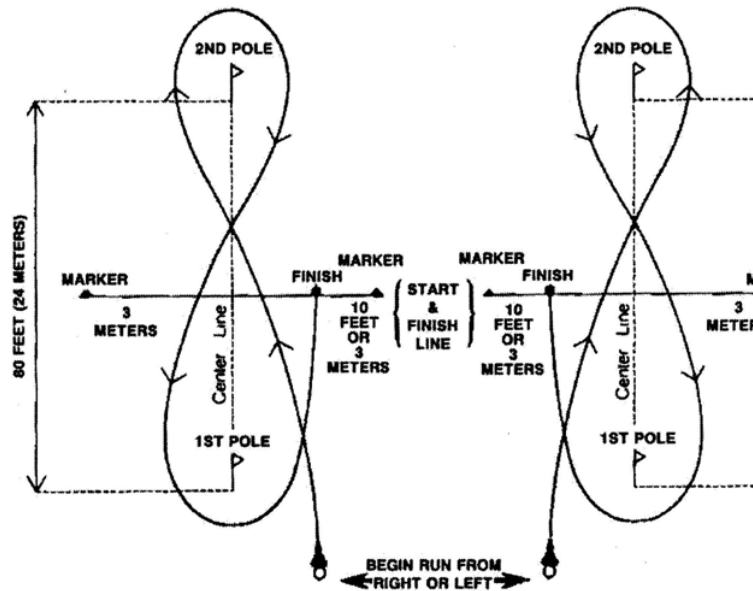
Rider may enter from  
right or left side.

- ✿ Pole Bending** - The pattern is run around six poles. The poles are placed in a straight line 21 feet apart, going away from the starting line. The first pole is to be 21 feet from the starting line. Contestants may start on either side of the line of poles. They will cross the starting line, move in an approximately straight line to pole 6 (the farthest pole), make a 180-degree turn around pole 6, pass between pole 6 and pole 5, bend through the poles to pole 1, circle pole 1, bend through the poles to pole 6, make a 180-degree turn around pole 6, and cross the starting line by moving along the poles on the side opposite that on which they first approached pole 6. A 5-second penalty will be assessed for each pole knocked down. A “No time” will result if the timer barrier is prematurely broken or if the pattern is not completed.

### Pole Bending Pattern



- ✿ **Stake Race** – The rider is allowed a running start and may begin his run from either the left or right side of the first pole. Start by crossing the center line between the upright markers, turn around the second pole, cross over the center line again between the markers, then around the first pole and run back across the finish line. A “No time” will result if a pole or marker is knocked down, if the timer barrier is prematurely broken or if the pattern is not completed.



### Western Performance Classes:

- ✿ **Western Walk-Trot (Equitation)** - Exhibitors will perform the walk and the jog. Proper equitation of the rider is evaluated. This class is for beginner riders who are not allowed to compete in other Performance Classes.
- ✿ **Pony Western Pleasure** - For ponies measuring 14.2 and under. Exhibitors will be asked to walk, jog and lope both directions of the arena. It is up to the judge's discretion to ask the riders to back.
- ✿ **Western Pleasure** – This class will be judged on the performance, condition and conformation of the horse. Horses must work both ways of the ring at a walk, jog and lope. It is up to the judge's discretion to ask for any extension of the gaits and to back. Horses should be able to:
  - Have a free-flowing, ground covering stride of reasonable length in keeping with his conformation
  - Have a head and neck carriage that is natural and level with the poll at or slightly above the level of the withers
  - back easily and stand quietly
  - reverse to the inside away from the rail
  - change to lope from the flat-footed walk or jog, at the judge's discretion

### Faults:

- Excessive speed (any gait)
- Being on the wrong lead
- Breaking gait (including not walking when called for)
- Excessive slowness in any gait, loss of forward momentum (resulting in an animated and/or artificial gait at the jog or lope)
- Failure to take the appropriate gait when called for (during transitions, excessive delay will be penalized)
- Touching horse or saddle with free hand
- Head carried too high
- Head carried too low (poll below the withers)
- Overflexing or straining neck in head carriage so the nose is carried behind the vertical
- Excessive nosing out
- Opening mouth excessively
- If reins are draped to the point that light contact is not maintained.
- Overly canted at the lope. (when the outside hind foot is further to the inside of the arena than the inside front foot)

✿ **Western Horsemanship** – This class is designed to evaluate the rider’s ability to execute a set of maneuvers prescribed by the judge with precision and smoothness while exhibiting poise and confidence, and maintaining a balanced, functional and fundamentally correct body position. The ideal horsemanship pattern is extremely precise with the rider and horse working in complete unison, executing each maneuver with subtle aids and cues. The horse’s head and neck should be carried in a relaxed, natural position, with the poll level with or slightly above the withers. The head should not be carried behind the vertical, giving the appearance of intimidation, or be excessively nosed out, giving a resistant appearance. The following maneuvers may be used: walk, jog, trot, extended trot, lope or extended lope in a straight line, curved line, serpentine, circle or figure 8, or combination of these gaits and maneuvers; stop; back in a straight or curved line; turn or pivot, including spins and rollbacks on the haunches and/or on the forehand; sidepass, leg-yield; flying or simple change of lead; counter-canter; or any other maneuver; or ride without stirrups. Pattern may vary from junior to senior level.

✿ **Western Riding** - The horse is judged on quality of gaits, lead changes at the lope, response to the rider, manners and disposition. The horse should perform with reasonable speed, and be sensible, well-mannered, free and easy moving. The class places emphasis on smoothness, even cadence of gaits (i.e., starting and finishing pattern with the same cadence), and the horse’s ability to change leads precisely, easily and simultaneously with both hind and front feet at the center point between markers.

✿ **Reining** - Exhibitors will perform the pattern individually and separately. All horses will be judged immediately upon entering the arena. Any fault incurred prior to the commencement of a pattern will be scored accordingly. To rein a horse is not only to guide him, but also to control his every movement. The best reined horse should be willingly guided or controlled with little or no apparent resistance and dictated to completely. Any movement on his own must be considered a lack of control. All deviations from the exact written pattern must be considered a lack of or temporary loss of control, and therefore faulted according to severity of deviation. Credit will be given for smoothness, finesse, attitude, quickness and authority in performing the various maneuvers while using controlled speed.

*\*For Patterns: The American Quarter Horse Association Handbook of Rules and Regulations website [www.aqha.com/association/registration/pdf/showrules](http://www.aqha.com/association/registration/pdf/showrules) serves as a reference guide.*

### **Drill Team Class:**

This is a team class that allows exhibitors to create a routine of maneuvers choreographed to music. Teams will consist of at least four (4), but no more than twelve (12) horses/ponies. Each routine must be no shorter than six (6) minutes and no longer than twelve (12) minutes. There will be one Freestyle Division. This division will consist of 2 classes:

- 4-7 rider teams
- 8-12 rider teams

## 4-H Equine Drill Team Competition

1. There will be 2 classes of Free-style equine drill team competition. One class will be for teams of 4 to 7 riders and the second class will be for teams of 8 to 12 riders. A member may ride on more than one (1) team.
2. Flags are optional, but not required. Props are not allowed.
3. Each routine must be between six (6) minutes and twelve (12) minutes in duration. For each one (1) minute or fraction thereof under or over the designated time limit, two (2) points will be deducted from each judge's score sheet. Time begins when the first rider enters the arena and terminates when the last team-member acknowledges the judge. Time consumed as the result of an accident or other unforeseen circumstance that necessitates an interruption of a routine will not count toward the twelve (12) minute period.
4. Upon entering the arena, the gates will be closed and remain closed until the routine is completed and the final rider acknowledged the judge from a stopped position
5. Practice time will be allowed on Thursday, July 15, after the Southern Regional exhibitor's meeting. Practice sessions will be by assigned times only. A practice session will be for twenty (20) minutes. The 4-H member must be wearing a helmet, appropriate footwear and an exhibitor number to gain entrance to the arena for practice.
6. Each routine may score a maximum of 100 points. The State 4-H Horse Drill Team Competition will be scored according to the criteria listed on the Alabama 4-H Drill Team Score Sheet. All drill teams perform a minimum of five (5) maneuvers. The General Appearance section of the score sheet worth 20 points will be judged in a designated area prior to each team's performance. If a horse/pony is deemed unsound by the judge or show officials, then a team's alternate may be substituted.
7. No bareback riding or use of bareback riding pads will be permitted. All contestants will be required to sign and follow the Alabama 4-H Horse Activity Helmet Policy.
8. Appropriate riding boots must be worn by each 4-H member. Teams have the option of riding with one or both hands on the reins.
9. Under no circumstance is coaching allowed once time begins on a routine. If this happens, a team will be asked to stop the routine and will be disqualified from the competition.
10. Awards will be rosettes.
11. Music must meet standards of 4-H Code of Conduct.



# Alabama 4-H State Horse Show T-Shirt Order Form

Deadline: June 1, 2011

Price-\$15.00 For Adult XL and up add \$1.00

Sizes - Youth Small - X Large

Adult Small - 3X Large

Colors -**Kiwi**, **Hot Pink**, **Royal Blue**, **True Red**



T-Shirt Back

Make checks payable to: ACES

Return to:

Kathy Hutchinson  
20520 Lester Patterson Road  
Fayette, AL 35555

Please Print (one form per T-Shirt please)

Name:

Phone:

County:

Color:

Size:

\*\*There will be a \$40.00 charge for insufficient funds.